

TEXTON



VERTICAL

SHADINGS

Effective February 4, 2019

design simplified™

TABLE OF CONTENTS

Product Overview

- Features and Benefits 2
- Style Information 3
- Color Charts 3

Pricing Groups

- Pricing Group 1 Light Filtering, Options, Minimum, Maximum 4
- Pricing Group 2 Room Darkening, Options, Minimum, Maximum 5

Product Specifications

- Configuration Specifications 6
- Stacking Chart 7-8
- Product Components 9

Oversize Common Carrier Delivery

All orders with any quantity of shades or blinds or any continuous valance 96" or more in width are considered oversize. Therefore, a net shipping charge of \$40 per oversized unit will be assessed.

Oversized orders that require expedited shipping will be quoted and charged accordingly.

Please see General Information for additional freight and shipping charge information.

FEATURES & BENEFITS



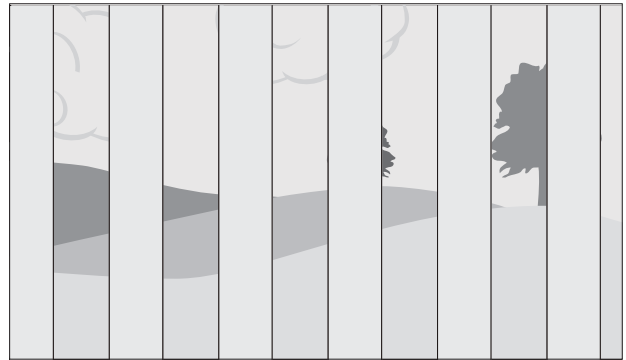
- Light-dimming and translucent fabrics beautifully complement our Window Shadings, offering a coordinated look in the same room
- Ideal for covering large window expanses and sliding glass doors up to 192" wide and 120" in height
- Control options include a combination wand/cord or moving wand for operating convenience
- Limited Lifetime Warranty on both programs ensures customer satisfaction

STYLE INFORMATION AND COLOR CHART


Style Name	Price Group	Color Name	Color #
Township Translucent	1	Light White	TSLF-6780
	1	Daylight	TSLF-6781
	1	Morning White	TSLF-6782
	1	Linen Cloth	TSLF-6783
	1	Serenity	TSLF-6784
	1	Summer Clouds	TSLF-6785
Township Light Dimming	2	Light White	TSRD-6780
	2	Daylight	TSRD-6781
	2	Morning White	TSRD-6782
	2	Linen Cloth	TSRD-6783
	2	Serenity	TSRD-6784
	2	Summer Clouds	TSRD-6785
Loggia Translucent	1	Alpine White	LGLF-7780
	1	Winter Wheat	LGLF-7781
	1	Almond Milk	LGLF-7782
	1	Soft Taupe	LGLF-7783
	1	Antique Lace	LGLF-7784
	1	Sandy Beach	LGLF-7785
Loggia Light Dimming	2	Alpine White	LGRD-7780
	2	Winter Wheat	LGRD-7781
	2	Almond Milk	LGRD-7782
	2	Soft Taupe	LGRD-7783
	2	Antique Lace	LGRD-7784
	2	Sandy Beach	LGRD-7785




Unobstructed view when sheers are stacked back.



Partially private view when vanes are slightly rotated.



Soft, diffused light when sheers are drawn closed and vanes are opened.



Increased privacy when vanes are closed.

**Group 1
Translucent (TSLF, LGLF)**

Township – Translucent

- Daylight, TSLF-6781
- Light White, TSLF-6780
- Linen Cloth, TSLF-6783
- Morning White, TSLF-6782
- Serenity, TSLF-6784
- Summer Clouds, TSLF-6785

Loggia – Translucent

- Almond Milk, LGLF-7782
- Alpine White, LGLF-7780
- Antique Lace, LGLF-7784
- Sandy Beach, LGLF-7785
- Soft Taupe, LGLF-7783
- Winter Wheat, LGLF-7781

WIDTH TO:	24"	36"	48"	54"	60"	66"	72"	78"	84"	90"	96"	108"	120"	132"	144"	156"	174"	192"
HEIGHT TO:																		
48"	\$1,113	1380	1617	1732	1860	2022	2145	2260	2397	2571	2719	2937	3512	3876	4153	4406	4806	5209
60"	1227	1537	1825	1965	2123	2317	2456	2591	2754	2950	3133	3385	3983	4381	4669	4957	5391	5826
72"	1343	1732	2102	2273	2456	2674	2843	3017	3202	3432	3636	4187	4863	5345	5714	6091	6628	7202
84"	1435	1881	2342	2527	2731	2984	3167	3361	3569	3809	4038	4381	5081	5576	5951	6344	6916	7503
96"	1551	2031	2466	2674	2891	3144	3350	3569	3773	4049	4290	4749	5483	6022	6434	6861	7492	8132
108"	1851	2431	2996	3270	3592	3933	4210	4486	4761	5081	5380	5839	6550	7090	7512	7938	8578	9234
120"	2077	2731	3396	3718	4129	4545	4852	5185	5505	5873	6194	6745	7398	7938	8360	8786	9416	10058

Note: The color is carried by the sheer fabric. The vanes are always white.

SIZE STANDARDS – COMBINATION WAND/CORD	
Minimum Width	12"
Maximum Width	192"
Minimum Height	24"
Maximum Height	120"

SIZE STANDARDS – OPTIONAL MOVING WAND	
Minimum Width	12"
Maximum Width	144"
Minimum Height	24"
Maximum Height	100"

OPTIONS: SPECIFY ON ORDER

• **Optional Moving Wand**

Note: Moving wand only available with outside mount, side stack.

Moving Wand Drops	
Ordered Height	Wand
24" to 48"	23"
48-1/8" to 84"	30"
84-1/8" to 100"	40"

• **Mounting** – Inside (IB) or Outside (OB)

Important: Vertical Shadings are not recommended as inside (IB) mounts due to light gaps that occur on the sides of the sheer when vanes are closed.

• **Standard Wand/Cord Drops**

Wand/Cord Drops	
Ordered Height	Standard Wand/Cord Drop
24" to 40"	21-1/4"
40-1/8" to 60"	33-1/4"
60-1/8" to 85"	45-1/4"
85-1/8" to 95"	57-1/4"
95-1/8" to 105"	69-1/4"
105-1/8" to 120"	75-1/4"

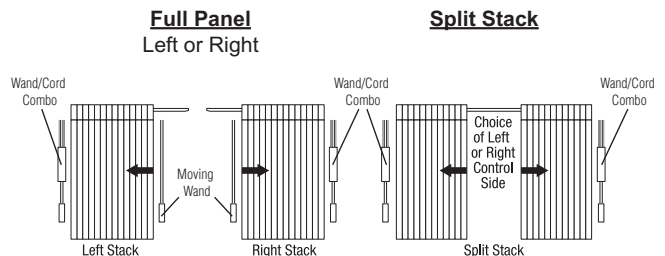
NOTES:

Wand/cord drop is measured from top of fabric. to bottom of wand.

Optional wand/cord drops may be specified in any of the standard drop lengths

• **Stacking Position** – left, right or split

Stack Options:



Split stack add \$459 per vertical shadings

• **Control Positions** – left or right

• **The Moving Wand** control is located on the side opposite of where the fabric stacks

• **Operation** – Pulling the wand moves the sheers back and forth across the window, and tilting the wand opens and closes the vanes

Township – Light Dimming

- Daylight, TSRD-6781
- Light White, TSRD-6780
- Linen Cloth, TSRD-6783
- Morning White, TSRD-6782
- Serenity, TSRD-6784
- Summer Clouds, TSRD-6785

Loggia – Light Dimming

- Almond Milk, LGRD-7782
- Alpine White, LGRD-7780
- Antique Lace, LGRD-7784
- Sandy Beach, LGRD-7785
- Soft Taupe, LGRD-7783
- Winter Wheat, LGRD-7781

**Group 2
Light Dimming (TSRD, LGRD)**

WIDTH TO:	24"	36"	48"	54"	60"	66"	72"	78"	84"	90"	96"	108"	120"	132"	144"	156"	174"	192"	
HEIGHT TO:																			
48"	#####	1654	1940	2077	2228	2431	2571	2708	2870	3074	3270	3521	4210	4658	4977	5291	5771	6251	
60"	1481	1851	2193	2365	2548	2790	2950	3122	3307	3535	3764	4063	4783	5254	5599	5951	6470	6996	
72"	1608	2089	2527	2719	2950	3202	3421	3615	3844	4118	4360	5025	5839	6424	6849	7307	7960	8649	
84"	1723	2260	2801	3028	3281	3579	3798	4038	4280	4577	4852	5254	6091	6689	7147	7618	8305	9001	
96"	1860	2447	2959	3202	3465	3773	4027	4280	4530	4863	5153	5700	6584	7227	7718	8235	8993	9759	
108"	2216	2914	3592	3924	4315	4726	5048	5391	5714	6102	6457	6996	7857	8498	9017	9522	10301	11080	
120"	2491	3281	4073	4450	4957	5449	5826	6219	6617	7055	7444	8098	8889	9522	10038	10539	11297	12066	

Note: The color is carried by the sheer fabric. The vanes are always white.

SIZE STANDARDS – COMBINATION WAND/CORD	
Minimum Width	12"
Maximum Width	192"
Minimum Height	24"
Maximum Height	120"

SIZE STANDARDS – OPTIONAL MOVING WAND	
Minimum Width	12"
Maximum Width	144"
Minimum Height	24"
Maximum Height	100"

OPTIONS: SPECIFY ON ORDER

• **Optional Moving Wand**

Note: Moving wand only available with outside mount, side stack.

Moving Wand Drops	
Ordered Height	Wand
24" to 48"	23"
48-1/8" to 84"	30"
84-1/8" to 100"	40"

• **Mounting – Inside (IB) or Outside (OB)**

Important: Vertical Shadings are not recommended as inside (IB) mounts due to light gaps that occur on the sides of the sheer when vanes are closed.

• **Standard Wand/Cord Drops**

Wand/Cord Drops	
Ordered Height	Standard Wand/Cord Drop
24" to 40"	21-1/4"
40-1/8" to 60"	33-1/4"
60-1/8" to 85"	45-1/4"
85-1/8" to 95"	57-1/4"
95-1/8" to 105"	69-1/4"
105-1/8" to 120"	75-1/4"

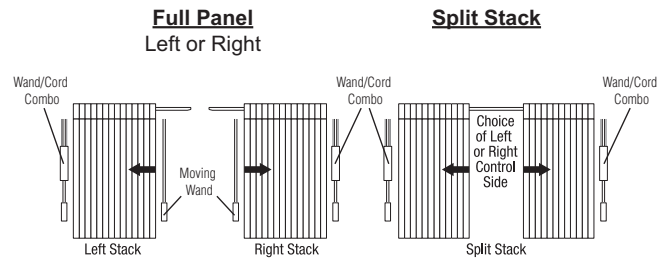
NOTES:

Wand/cord drop is measured from top of fabric. to bottom of wand.

Optional wand/cord drops may be specified in any of the standard drop lengths

• **Stacking Position – left, right or split**

Stack Options:



Split stack add \$459 per vertical shadings

• **Control Positions – left or right**

• **The Moving Wand** control is located on the side opposite of where the fabric stacks

• **Operation –** Pulling the wand moves the sheers back and forth across the window, and tilting the wand opens and closes the vanes

PRODUCT CONFIGURATION SPECIFICATIONS

INSIDE MOUNT	
Minimum casement depth:	1"
Minimum casement depth, fully recessed	6-1/4"

OUTSIDE MOUNT	
Minimum mounting surface height, standard bracket	1-1/8"
Minimum mounting surface height, extension bracket	1-3/8"
Recommended top overlap	5"
Recommended minimum overlap per side (and bottom overlap when product does not hang to the floor)	5"
Recommended bottom clearance, when the vertical sheer hangs to the floor (deduct before ordering)	1/2"

SIDE MOUNT	
Not available with side mount	

Important: Vertical Shadings are not recommended as inside (IB) mounts due to light gaps that occur on the sides of the sheer when vanes are closed.

Note: Moving wand **only** available with outside mount, side stack.

NOTE: WIDTH AND HEIGHT MAY VARY \pm 1/8"	
INSIDE MOUNT – Finished Dimensions (allowances taken from ordered dimensions)	
Fabric Width	-1/4"
Headrail width - Side stack	-1 1/2"
Headrail width - Split stack	-1 1/4"
Fabric height overall	-3/4"
Top clearance	-1/4"
Bottom clearance	-1/2"

OUTSIDE MOUNT – Finished Dimensions (allowances taken from ordered dimensions)	
Fabric Width	Ordered width
Headrail width - Side stack	-1 1/4"
Headrail width - Split stack	-1"
Fabric height overall (for top clearance)	-1/4"

Fabric Header (height)	5 1/4"
------------------------	--------

STACKBACK CHART – OUTSIDE (OB) MOUNT

Fabric Stackback – "Stackback" is the width of the fabric panel when the sheer is fully drawn. This is an important dimension to consider when the customer wants an outside-mounted sheer to completely uncover the window or door opening (see below).

Using the Stackback Chart – Determine the desired uncovered width when the sheer is fully drawn. Locate that width on the Stackback chart. Move across the row to find the correct ordered width. The Stackback dimension is shown in the column between the ordered width and uncovered width.

Side Stack – 3 1/2" Vanes

Uncovered Width Up	Stackback Up To	Ordered Width
4 3/4"	8"	12 3/4"
7 1/8"	8 1/2"	15 5/8"
9 1/2"	9"	18 1/2"
11 7/8"	9 1/2"	21 3/8"
14 1/4"	10"	24 1/4"
16 5/8"	10 1/2"	27 1/8"
19"	11"	30"
21 3/8"	11 1/2"	32 7/8"
23 3/4"	12"	35 3/4"
26 1/8"	12 1/2"	38 5/8"
28 1/2"	13"	41 1/2"
30 7/8"	13 1/2"	44 3/8"
33 1/8"	14"	47 1/8"
35 1/2"	14 1/2"	50"
37 7/8"	15"	52 7/8"
40 1/4"	15 1/2"	55 3/4"
42 5/8"	16"	58 5/8"
45"	16 1/2"	61 1/2"
47 3/8"	17"	64 3/8"
49 3/4"	17 1/2"	67 1/4"
52 1/8"	18"	70 1/8"
54 1/2"	18 1/2"	73"
56 7/8"	19"	75 7/8"
59 1/4"	19 1/2"	78 3/4"
61 1/2"	20"	81 1/2"
63 7/8"	20 1/2"	84 3/8"
66 1/4"	21"	87 1/4"
68 5/8"	21 1/2"	90 1/8"
71"	22"	93"
73 3/8"	22 1/2"	95 7/8"
75 3/4"	23"	98 3/4"
78 1/8"	23 1/2"	101 5/8"
80 1/2"	24"	104 1/2"
82 7/8"	24 1/2"	107 3/8"
85 1/4"	25"	110 1/4"
87 5/8"	25 1/2"	113 1/8"

Uncovered Width Up	Stackback Up To	Ordered Width
90"	26"	116"
92 1/4"	26 1/2"	118 3/4"
94 5/8"	27"	121 5/8"
97"	27 1/2"	124 1/2"
99 3/8"	28"	127 3/8"
101 3/4"	28 1/2"	130 1/4"
104 1/8"	29"	133 1/8"
106 1/2"	29 1/2"	136"
108 7/8"	30"	138 7/8"
111 1/4"	30 1/2"	141 3/4"
113 5/8"	31"	144 5/8"
116"	31 1/2"	147 1/2"
118 3/8"	32"	150 3/8"
120 5/8"	32 1/2"	153 1/8"
123"	33"	156"
125 3/8"	33 1/2"	158 7/8"
127 3/4"	34"	161 3/4"
130 1/8"	34 1/2"	164 5/8"
132 1/2"	35"	167 1/2"
134 7/8"	35 1/2"	170 3/8"
137 1/4"	36"	173 1/4"
139 5/8"	36 1/2"	176 1/8"
142"	37"	179"
144 3/8"	37 1/2"	181 7/8"
146 3/4"	38"	184 3/4"
149 1/8"	38 1/2"	187 5/8"
151 3/8"	39"	190 3/8"
152 1/2"	39 1/2"	192"

Notes:

- The maximum uncovered width of side stack sheers is 152 1/2".
- Include in your uncovered width measurement the desired amount of fabric overlap on the side opposite the fabric stack.

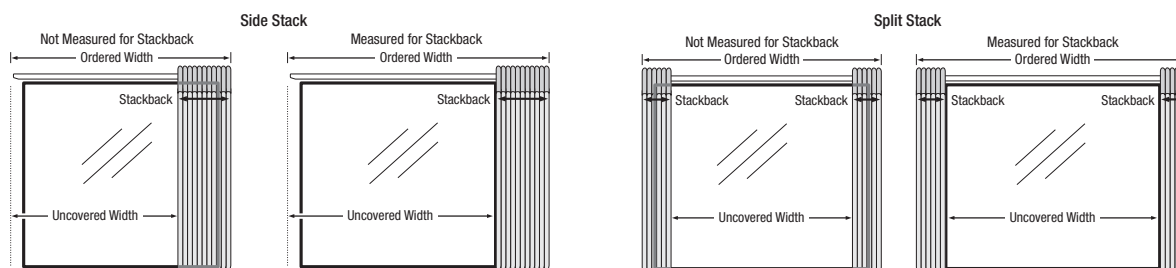
Split Stack – 3 1/2" Vanes

Uncovered Width Up	Stackback Up To	Ordered Width
6 1/8"	5 1/8" (x 2)	16 3/8"
10 7/8"	5 5/8" (x 2)	22 1/8"
15 5/8"	6 1/8" (x 2)	27 7/8"
20 3/8"	6 5/8" (x 2)	33 5/8"
25 1/8"	7 1/8" (x 2)	39 3/8"
29 3/4"	7 5/8" (x 2)	45"
34 1/2"	8 1/8" (x 2)	50 3/4"
39 1/4"	8 5/8" (x 2)	56 1/2"
44"	9 1/8" (x 2)	62 1/4"
48 3/4"	9 5/8" (x 2)	68"
53 1/2"	10 1/8" (x 2)	73 3/4"
58 1/4"	10 5/8" (x 2)	79 1/2"
62 7/8"	11 1/8" (x 2)	85 1/8"
67 5/8"	11 5/8" (x 2)	90 7/8"
72 3/8"	12 1/8" (x 2)	96 5/8"
77 1/8"	12 5/8" (x 2)	102 3/8"
81 7/8"	13 1/8" (x 2)	108 1/8"
86 5/8"	13 5/8" (x 2)	113 7/8"
91 1/4"	14 1/8" (x 2)	119 1/2"
96"	14 5/8" (x 2)	125 1/4"
100 3/4"	15 1/8" (x 2)	131"
105 1/2"	15 5/8" (x 2)	136 3/4"
110 1/4"	16 1/8" (x 2)	142 1/2"
115"	16 5/8" (x 2)	148 1/4"
119 5/8"	17 1/8" (x 2)	153 7/8"
124 3/8"	17 5/8" (x 2)	159 5/8"
129 1/8"	18 1/8" (x 2)	165 3/8"
133 7/8"	18 5/8" (x 2)	171 1/8"
138 5/8"	19 1/8" (x 2)	176 7/8"
143 3/8"	19 5/8" (x 2)	182 5/8"
148"	20 1/8" (x 2)	188 1/4"
150 3/4"	20 5/8" (x 2)	192"

Notes:

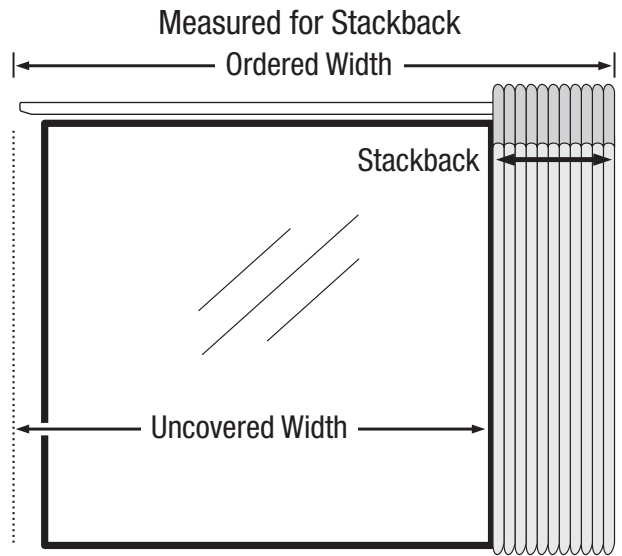
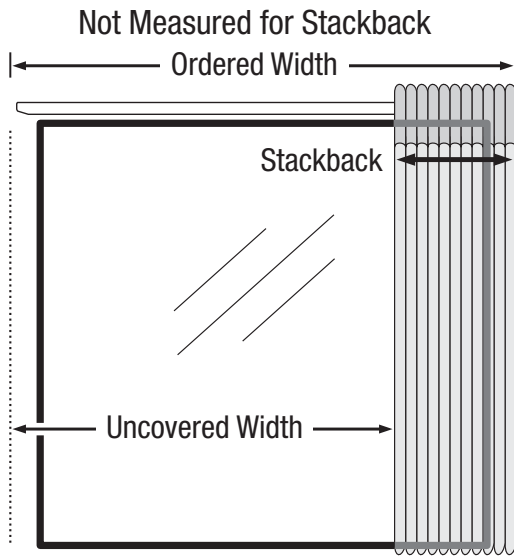
- The maximum uncovered width of split stack sheers is 150 3/4".
- Traveling Wand™ system is not available in a split stack configuration.

NOTE: • The above stackback charts account for typical stacking. As with any textile product, some variation is typical.

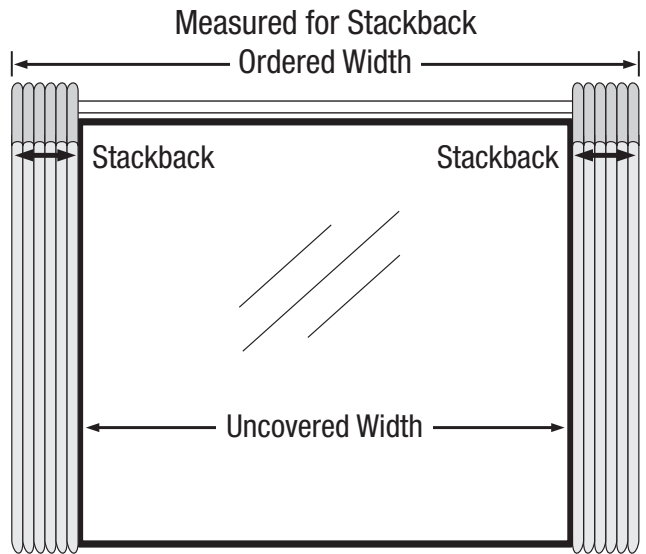
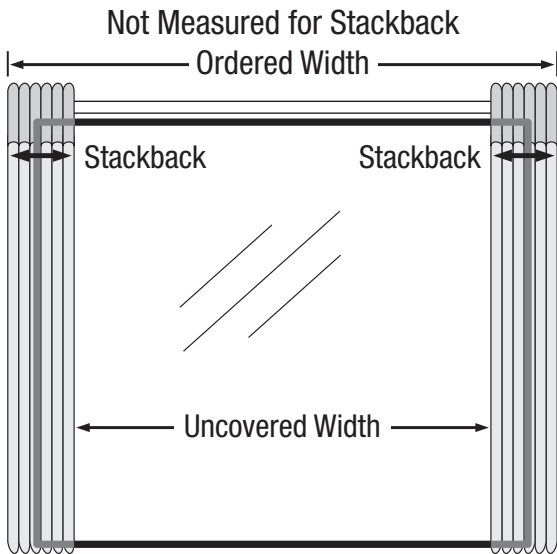


STACKBACK

Side Stack



Split Stack



PRODUCT COMPONENTS

Vertical Shadings Hardware System Left Stack Shown

