



TEXTON

VERTICAL BLINDS

Effective February 4, 2019

design simplified™

TABLE OF CONTENTS

Product Overview

- Features & Benefits 2
- Collection Information 3

Pricing Information

- Vinyl Price Charts: Group A & B Free Hang Only 4
- Vinyl Price Charts: Group C & D Free Hang Only 5
- Vinyl Price Charts: Group E Free Hang Only 6
- Fabric Price Charts: Group 1 Free Hang & Inserted 7
- Fabric Price Charts: Group 2 Free Hang & Inserted 8
- Fabric Price Charts: Group 3 Free Hang & Inserted 9
- Fabric Price Charts: Group 4 Free Hang 10
- Option Charges 4-10
- Headrail Price Chart 4-10

Product Specifications

- Size Standards & Finished Dimensions 11
- Inserted Materials 11
- Safety Wand Control System 11
- Valances 11
- Headrail System Specifications 12
- Tile Cut-Outs 12
- Replacement Vanes 12
- Bottom Treatments 12
- Vane Count & Stacking Space Chart 13
- Product Components 14
- S-Curve Vane View 15-16

Oversize Common Carrier Delivery

All orders with any quantity of shades or blinds or any continuous valance 96" or more in width (or Vertical blinds over 96" in height) are considered oversize. Therefore, a net shipping charge of \$40 per oversized unit will be assessed.

Oversized orders that require expedited shipping will be quoted and charged accordingly.

Please see General Information for additional freight and shipping charge information.

FEATURES & BENEFITS



- A gorgeous array of vinyl patterns, from basic curved to deeply embossed styles, in hundreds of colors; includes many S-Curve styles.
- Beautiful fabrics ranging from simple stitchbonds to high-fashion weaves and jacquards.
- Insert Groovers combine the softness and fashion advantage of fabrics with the functional benefits of vinyl.
- Durable, heavy-duty headrail system keeps vanes permanently aligned and offers smooth traversing and quiet operation.
- Optional safety wand control provides an easy-to-use alternative to the traditional control chain and cord and helps protect children and pets from injury.
- Standard full valance adds elegance and a more tailored look. Valance corners are gently rounded to provide a smooth appearance.
- Limited Lifetime warranty ensures your customers' satisfaction.

COLLECTION INFORMATION

Fabric Family Name	Price Group	Flame Resistant Passes the NFPA #701 Small Scale Test	Fabric Content	Free Hang or Inserted	Care Code	Light Control
Bayshore	2	NO	100% Polyester (Coastal Inlet, Everglades, Beach Shack - 58% Polyester, 42% Polypropylene)	Free Hang & Inserted	1 & 3	B
Bellhaven	2	NO	55% Cotton, 29% Polyester, 16% Polypropylene	Free Hang & Inserted	1 & 3	B
Cantina Romana	1	NO	100% Polyester	Free Hang & Inserted	1 & 3	B
Carleton	2	NO	100% Polyester	Free Hang & Inserted	1 & 3	B
Coronado	2	NO	100% Polyester	Free Hang & Inserted	1 & 3	B
Enchanting	3	NO	54% PVC coated Polyester, 46% Polyester	Free Hang & Inserted	1 & 3	B
Fitzgerald	1	NO	91% Polypropylene, 9% Polyester	Free Hang & Inserted	1 & 3	B
Kanaha	2	NO	46% Cotton, 31% Polyester, 23% Polypropylene	Free Hang & Inserted	1 & 3	B
Miramar	3	NO	100% Polyester	Free Hang & Inserted	1 & 3	B
Raleigh	2	NO	100% Polyester	Free Hang & Inserted	1 & 3	B
Rumbada	4	NO	100% Polyester (Coconut Shell - 60% Polyester, 40% Olefin)	Free Hang Only	1 & 3	C
Tranquil Weave	3	NO	100% Polyester	Free Hang & Inserted	1 & 3	B

PVC Family Name	Price Group	Flame Resistant Passes the NFPA #701 Small Scale Test	Content	Free Hang or Inserted	Care Code	Light Control
Antiquities	B	YES	PVC	Free Hang	1 & 2	E
Apollo	C	YES	PVC	Free Hang	1 & 2	E
Belize Bay S-Curve	C	YES	PVC	Free Hang	1 & 2	E
Curved	A	YES	PVC	Free Hang	1 & 2	E
Doheny	B	YES	PVC	Free Hang	1 & 2	E
Elesian Horizons	B	YES	PVC	Free Hang	1 & 2	E
Environs	B	YES	PVC	Free Hang	1 & 2	E
Flora	C	YES	PVC	Free Hang	1 & 2	E
Griffith	B	YES	PVC	Free Hang	1 & 2	E
Impressions S-Curve	C	YES	PVC	Free Hang	1 & 2	E
Integral S-Curve	C	YES	PVC	Free Hang	1 & 2	E
Island Haven	D	YES	PVC	Free Hang	1 & 2	E
Majestic	B	YES	PVC	Free Hang	1 & 2	E
Mystique	E	YES	PVC	Free Hang	1 & 2	E
Natural Wonders	C	YES	PVC	Free Hang	1 & 2	E
Nuptials	E	YES	PVC	Free Hang	1 & 2	E
Origins S-Curve	C	YES	PVC	Free Hang	1 & 2	E
Plume	D	YES	PVC	Free Hang	1 & 2	E
Prairie	B	YES	PVC	Free Hang	1 & 2	E
Prose	C	YES	PVC	Free Hang	1 & 2	E
Reverie S-Curve	E	YES	PVC	Free Hang	1 & 2	E
Ribbed Curved	A	YES	PVC	Free Hang	1 & 2	E
Summer Day	E	YES	PVC	Free Hang	1 & 2	E
Sutton S-Curve	C	YES	PVC	Free Hang	1 & 2	E
Terra Bella	B	YES	PVC	Free Hang	1 & 2	E
Windfall S-Curve	C	YES	PVC	Free Hang	1 & 2	E
Wood Textures	E	YES	PVC	Free Hang	1 & 2	E
Zephyr	C	YES	PVC	Free Hang	1 & 2	E

Care Method 1

Dusting with a feather, or synthetic, non-abrasive, material duster is recommended for all vertical vane surfaces which are lightly soiled.

Care Method 2

Wiping with a soft, damp sponge or cloth, of non-abrasive material, with lukewarm water is recommended for all vinyl vertical vane surfaces.

Care Method 3

Vacuuming with a soft bristle vacuum cleaner brush attachment is recommended for all fabric vertical vane surfaces.



A. Glare Reducing

Softly filters light and reduces glare. Images, shapes and people can be seen clearly. Provides the least amount of light and shape screening.



B. Filtering

Filters strong light. Images, shapes and people can be seen with some clarity. Provides a modest degree of light and shape screening.



C. Shading

Significantly reduces light. Images, shapes and people cannot be seen clearly. Provides a moderate to strong degree of light and shape screening. Darker colored materials tend to provide stronger screening than lighter colored materials in this category.



D. Blocking

Dramatically reduces light. Images, shapes and people are not distinguishable. Provides privacy against most all direct light and shape screening (except minimal light that may seep through closed or overlapping opaque/blackout slats and vanes).



E. Blackout

Blocks out virtually all light (except light that may enter on the sides of the blind and between vanes)) for maximum privacy and darkness.

GROUP A – Vinyl (Free Hang Only – Valance Included)

• Curved • Ribbed Curved

WIDTH TO:	26"	38"	51"	63"	76"	84"	88"	101"	113"	126"	138"	151"	163"	176"	188"	192"	Replacement Vanes
HEIGHT TO:																	
48"	\$194	253	299	351	404	424	459	514	571	635	689	751	817	868	927	1030	11
60"	201	260	315	374	431	449	489	552	610	678	733	804	868	929	993	1090	11
72"	210	276	335	395	457	479	518	582	648	717	779	850	923	982	1048	1161	11
84"	219	290	351	415	479	502	550	610	683	760	824	897	973	1039	1112	1231	13
96"	230	301	367	434	505	530	573	646	713	797	870	948	1030	1096	1170	1297	13
108"	235	312	384	457	530	555	600	681	753	841	913	996	1083	1153	1233	1364	15
120"	244	328	401	477	555	582	633	712	793	882	957	1044	1135	1209	1297	1433	15
132"	251	335	415	498	580	607	664	744	831	920	1005	1094	1190	1266	1353	1503	15
144"	262	349	434	516	600	632	689	777	861	964	1048	1142	1240	1321	1416	1569	16
Replacement Valance	36	47	54	66	72	79	86	91	105	116	121	137	148	153	166	178	

NOTE: Vane view must be specified when ordering S-Curves. See pages 15-16.

GROUP B – Vinyl

(Free Hang Only – Valance Included)

- Antiquities
- Environs
- Prairie
- Doheny
- Griffith
- Terra Bella
- Elesian Horizons
- Majestic

WIDTH TO:	26"	38"	51"	63"	76"	84"	88"	101"	113"	126"	138"	151"	163"	176"	188"	192"	Replacement Vanes
HEIGHT TO:																	
48"	\$219	285	338	399	468	489	529	591	655	729	793	859	927	996	1058	1183	11
60"	233	299	360	420	502	523	564	632	703	781	852	932	1001	1071	1142	1268	11
72"	246	315	388	454	529	557	607	681	754	841	918	1000	1080	1156	1229	1377	15
84"	253	333	408	486	566	594	644	722	804	900	977	1067	1153	1233	1313	1465	20
96"	267	358	436	513	598	628	680	763	852	948	1035	1128	1217	1302	1385	1547	24
108"	272	367	450	534	625	657	713	804	897	996	1087	1181	1281	1369	1462	1633	29
120"	283	377	461	553	655	687	751	845	941	1044	1142	1245	1345	1435	1535	1714	31
132"	290	384	486	577	683	715	783	886	984	1094	1197	1302	1407	1508	1609	1796	34
144"	297	401	502	600	712	749	820	921	1028	1147	1247	1359	1471	1577	1681	1857	36
Replacement Valance	40	47	59	66	79	82	89	98	109	118	132	144	152	162	171	192	

NOTE: Vane view must be specified when ordering S-Curves. See pages 15-16.

HEADRAIL ONLY

WIDTH TO:	26"	38"	51"	63"	76"	84"	88"	101"	113"	126"	138"	151"	163"	176"	188"	192"
	\$93	132	175	216	256	271	297	342	381	427	465	509	550	596	633	646

OPTIONS: NO EXTRA CHARGE
<ul style="list-style-type: none"> • Control Position – both cord and chain must be grouped – left or right • Stack Position – choose from left, right, split stack, or center draw • Safety Wand Control – optional for one-way left or right draw (must specify length when ordering) • Bottom Chains & Keyhole Punch – available upon request

OPTIONS: EXTRA CHARGE
<ul style="list-style-type: none"> • Replacement Vanes – see pricing to the right of each price grid • Replacement Valance – See pricing at the bottom of each grid • Tile Cut-out Surcharge – add \$25 (see page 12 for details)

SIZE SPECIFICATIONS	VINYL STYLES
Minimum Width	12"
Maximum Width	192"
Minimum Height	12"
Maximum Height	144"
Maximum Area (sq. ft.)	192

GROUP C – Vinyl

(Free Hang Only – Valance Included)

- Apollo
- Belize Bay S-Curve
- Flora
- Impressions S-Curve

- Integral S-Curve
- Natural Wonders
- Origins S-Curve
- Prose

- Sutton S-Curve
- Windfall S-Curve
- Zephyr

Note: Groover Insert (see p. 11)

WIDTH TO:	26"	38"	51"	63"	76"	84"	88"	101"	113"	126"	138"	151"	163"	176"	188"	192"	Replacement Vanes
HEIGHT TO:																	
48"	\$240	310	372	433	516	539	585	658	731	809	884	957	1035	1108	1179	1316	11
60"	255	329	402	472	562	589	639	717	792	886	964	1044	1129	1209	1289	1441	13
72"	267	351	440	514	605	637	697	783	868	969	1053	1145	1240	1329	1414	1581	20
84"	283	372	461	552	646	681	749	841	936	1042	1137	1236	1339	1430	1522	1705	22
96"	304	406	500	589	685	719	790	889	984	1099	1199	1302	1412	1515	1608	1798	27
108"	319	427	521	619	729	763	834	934	1039	1158	1266	1373	1487	1593	1695	1897	34
120"	329	436	545	644	760	795	870	984	1092	1217	1330	1444	1561	1673	1784	1993	36
132"	336	452	564	671	792	833	909	1028	1144	1273	1391	1515	1640	1753	1869	2095	38
144"	344	463	587	701	831	870	955	1078	1197	1336	1457	1581	1716	1839	1956	2164	40
Replacement Valance	41	50	64	70	82	86	95	102	112	123	137	148	157	169	180	200	

NOTE: Vane view must be specified when ordering S-Curves. See pages 15-16.

GROUP D – Vinyl (Free Hang Only – Valance Included)

- Island Haven
- Plume

WIDTH TO:	26"	38"	51"	63"	76"	84"	88"	101"	113"	126"	138"	151"	163"	176"	188"	192"	Replacement Vanes
HEIGHT TO:																	
48"	\$276	358	436	502	603	635	696	785	870	962	1048	1140	1234	1316	1405	1569	15
60"	299	381	477	562	671	708	777	872	964	1069	1165	1266	1371	1467	1560	1745	16
72"	315	415	523	625	740	783	861	966	1074	1197	1300	1412	1529	1638	1743	1947	24
84"	335	445	557	667	790	838	929	1046	1161	1295	1414	1533	1656	1778	1896	2116	27
96"	368	497	614	719	834	888	982	1105	1233	1364	1490	1617	1753	1881	2004	2241	34
108"	397	529	655	763	900	946	1035	1161	1295	1444	1574	1707	1853	1983	2116	2365	38
120"	406	539	671	799	945	993	1087	1229	1366	1515	1654	1798	1945	2082	2223	2484	41
132"	418	559	701	838	984	1037	1140	1282	1430	1590	1732	1883	2043	2191	2338	2607	43
144"	431	582	731	879	1032	1085	1190	1339	1494	1659	1814	1972	2137	2292	2443	2692	45
Replacement Valance	45	54	72	80	89	98	107	116	128	139	150	164	178	187	200	223	

NOTE: Vane view must be specified when ordering S-Curves. See pages 15-16.

HEADRAIL ONLY

WIDTH TO:	26"	38"	51"	63"	76"	84"	88"	101"	113"	126"	138"	151"	163"	176"	188"	192"
	\$93	132	175	216	256	271	297	342	381	427	465	509	550	596	633	646

OPTIONS: NO EXTRA CHARGE
<ul style="list-style-type: none"> • Control Position – both cord and chain must be grouped – left or right • Stack Position – choose from left, right, split stack, or center draw • Safety Wand Control – optional for one-way left or right draw (must specify length when ordering) • Bottom Chains & Keyhole Punch – available upon request

OPTIONS: EXTRA CHARGE
<ul style="list-style-type: none"> • Replacement Vanes – see pricing to the right of each price grid • Replacement Valance – See pricing at the bottom of each grid • Tile Cut-out Surcharge – add \$25 (see page 12 for details)

SIZE SPECIFICATIONS	VINYL STYLES
Minimum Width	12"
Maximum Width	192"
Minimum Height	12"
Maximum Height	144"
Maximum Area (sq. ft.)	192

- Mystique
- Nuptials
- Reverie S-Curve
- Summer Day
- Wood Textures

GROUP E – Vinyl

(Free Hang Only – Valance Included)

WIDTH TO:	26"	38"	51"	63"	76"	84"	88"	101"	113"	126"	138"	151"	163"	176"	188"	192"	Replacement Vanes
HEIGHT TO:																	
48"	\$297	381	465	536	646	680	744	841	932	1030	1121	1218	1321	1409	1501	1679	16
60"	320	408	511	600	717	758	831	934	1032	1144	1245	1353	1467	1569	1670	1865	20
72"	336	445	561	667	790	836	921	1033	1149	1281	1391	1510	1638	1752	1864	2086	25
84"	360	475	594	713	847	898	996	1119	1241	1385	1513	1641	1771	1903	2027	2264	29
96"	393	530	657	770	893	948	1051	1181	1320	1460	1595	1730	1876	2015	2143	2397	36
108"	424	566	701	818	964	1012	1108	1241	1385	1544	1682	1825	1981	2121	2264	2530	40
120"	436	580	717	856	1010	1062	1163	1316	1462	1618	1769	1924	2082	2230	2377	2655	43
132"	447	596	749	898	1053	1110	1218	1373	1531	1702	1855	2017	2185	2345	2502	2790	47
144"	459	623	783	939	1105	1160	1272	1432	1599	1777	1940	2111	2289	2452	2616	2881	48
Replacement Valance	48	59	77	86	98	105	114	123	139	148	159	176	189	200	214	239	

NOTE: Vane view must be specified when ordering S-Curves. See pages 15-16.
Wood Textures valance will feature square-wrap corners, not available with round wrap corners.

HEADRAIL ONLY

WIDTH TO:	26"	38"	51"	63"	76"	84"	88"	101"	113"	126"	138"	151"	163"	176"	188"	192"
	\$93	132	175	216	256	271	297	342	381	427	465	509	550	596	633	646

OPTIONS: NO EXTRA CHARGE
<ul style="list-style-type: none"> • Control Position – both cord and chain must be grouped – left or right • Stack Position – choose from left, right, split stack, or center draw • Safety Wand Control – optional for one-way left or right draw (must specify length when ordering) • Bottom Chains & Keyhole Punch – available upon request

OPTIONS: EXTRA CHARGE
<ul style="list-style-type: none"> • Replacement Vanes – see pricing to the right of each price grid • Replacement Valance – See pricing at the bottom of each grid • Tile Cut-out Surcharge – add \$25 (see page 12 for details)

SIZE SPECIFICATIONS	VINYL STYLES
Minimum Width	12"
Maximum Width	192"
Minimum Height	12"
Maximum Height	144"
Maximum Area (sq. ft.)	192

GROUP 1 – Fabric (Free Hang Only – Valance Included)

• Cantina Romana • Fitzgerald

WIDTH TO:	26"	38"	51"	63"	76"	84"	88"	101"	113"	126"	138"	151"	163"	176"	188"	192"	Replacement Vanes
HEIGHT TO:																	
48"	\$246	319	390	449	532	557	601	678	753	845	905	993	1062	1149	1218	1348	11
60"	258	338	418	491	577	603	657	744	818	911	996	1085	1167	1256	1339	1485	11
72"	271	356	443	525	617	642	697	788	872	977	1058	1154	1243	1337	1425	1574	13
84"	283	374	465	555	642	673	733	827	920	1021	1112	1215	1311	1405	1497	1665	16
96"	292	393	491	577	678	712	774	870	966	1081	1177	1284	1380	1483	1581	1757	25
108"	303	406	507	598	705	737	797	905	1007	1126	1225	1336	1441	1545	1650	1835	31
120"	312	424	523	625	737	772	838	948	1053	1177	1282	1398	1506	1622	1727	1921	32
132"	322	436	548	655	769	808	879	987	1103	1227	1341	1460	1574	1695	1805	2009	34
144"	329	447	562	671	786	825	904	1025	1137	1268	1382	1510	1629	1748	1869	2079	36
Replacement Valance	34	41	54	63	73	79	84	95	104	114	121	139	144	155	164	175	

GROUP 1 – Fabric (Inserted into Clear Magic – Valance Included)

• Cantina Romana • Fitzgerald

WIDTH TO:	26"	38"	51"	63"	76"	84"	88"	101"	113"	126"	138"	151"	163"	176"	188"	192"	Replacement Vanes
HEIGHT TO:																	
48"	\$256	340	422	500	589	614	667	756	833	936	1016	1108	1192	1284	1368	1522	13
60"	285	379	477	569	673	706	770	873	968	1081	1177	1282	1380	1487	1585	1764	15
72"	308	422	532	639	754	792	863	975	1085	1208	1318	1435	1551	1668	1778	1976	22
84"	335	461	584	703	824	865	945	1069	1190	1327	1449	1579	1707	1835	1965	2182	29
96"	360	498	632	760	898	941	1030	1170	1302	1451	1585	1730	1867	2008	2150	2388	31
108"	386	530	674	818	968	1016	1113	1263	1410	1569	1716	1873	2024	2171	2326	2585	34
120"	406	569	729	879	1044	1094	1197	1361	1522	1689	1851	2020	2182	2349	2507	2792	38
132"	433	605	776	939	1115	1172	1282	1460	1631	1816	1981	2164	2344	2514	2692	3000	41
144"	454	632	817	996	1185	1245	1366	1545	1729	1928	2107	2299	2484	2674	2825	3179	45
Replacement Valance	34	41	54	63	73	79	84	95	104	114	121	139	144	155	164	175	

Clear Magic Insert Groover is available in both white and ivory.

HEADRAIL ONLY

WIDTH TO:	26"	38"	51"	63"	76"	84"	88"	101"	113"	126"	138"	151"	163"	176"	188"	192"
	\$93	132	175	216	256	271	297	342	381	427	465	509	550	596	633	646

OPTIONS: NO EXTRA CHARGE
<ul style="list-style-type: none"> Control Position – both cord and chain must be grouped – left or right Stack Position – choose from left, right, split stack, or center draw Safety Wand Control – optional for one-way left or right draw (must specify length when ordering) Bottom Chains & Keyhole Punch – available upon request

OPTIONS: EXTRA CHARGE
<ul style="list-style-type: none"> Replacement Vanes – see pricing to the right of each price grid Replacement Valance – See pricing at the bottom of each grid Tile Cut-out Surcharge – add \$25 (see page 12 for details)

SIZE SPECIFICATIONS	VINYL STYLES
Minimum Width	12"
Maximum Width	192"
Minimum Height	12"
Maximum Height	144"
Maximum Area (sq. ft.)	192

- Bayshore • Coronado
- Bellhaven • Kanaha
- Carleton • Raleigh

GROUP 2 – Fabric (Free Hang Only – Valance Included)

WIDTH TO:	26"	38"	51"	63"	76"	84"	88"	101"	113"	126"	138"	151"	163"	176"	188"	192"	Replacement Vanes
HEIGHT TO:																	
48"	\$290	379	465	543	642	669	721	818	907	1014	1103	1197	1295	1394	1485	1654	13
60"	303	399	498	585	680	713	779	886	978	1090	1190	1291	1401	1497	1597	1785	15
72"	310	415	521	617	722	754	815	929	1030	1149	1252	1359	1473	1579	1682	1881	16
84"	326	436	548	642	749	783	852	962	1069	1192	1298	1414	1531	1643	1748	1956	24
96"	336	452	562	665	779	817	886	1003	1121	1247	1361	1480	1601	1716	1830	2047	31
108"	345	461	582	687	806	845	916	1041	1154	1289	1405	1526	1650	1775	1896	2113	34
120"	356	477	601	710	833	873	950	1076	1202	1343	1457	1590	1720	1846	1972	2200	36
132"	363	493	619	733	865	904	980	1121	1240	1389	1513	1647	1780	1913	2041	2283	40
144"	368	500	633	754	886	927	1009	1145	1272	1421	1554	1688	1830	1961	2095	2342	41
Replacement Valance	38	47	66	70	82	88	91	107	114	132	141	153	162	178	191	212	

- Bayshore • Coronado
- Bellhaven • Kanaha
- Carleton • Raleigh

GROUP 2 – Fabric (Inserted into Groover – Valance Included)

WIDTH TO:	26"	38"	51"	63"	76"	84"	88"	101"	113"	126"	138"	151"	163"	176"	188"	192"	Replacement Vanes
HEIGHT TO:																	
48"	\$306	408	513	601	713	747	811	916	1017	1137	1241	1346	1458	1570	1675	1873	16
60"	336	452	573	683	801	845	920	1042	1163	1293	1412	1537	1659	1785	1905	2127	25
72"	361	495	628	754	888	930	1016	1153	1281	1426	1561	1697	1839	1977	2111	2356	31
84"	390	534	687	825	964	1012	1103	1252	1394	1558	1697	1846	2004	2152	2299	2566	34
96"	415	575	737	879	1041	1092	1197	1359	1513	1686	1844	2011	2171	2340	2500	2792	36
108"	443	610	785	941	1115	1170	1281	1457	1622	1816	1981	2155	2337	2505	2683	2994	40
120"	468	651	834	1007	1192	1254	1369	1560	1739	1938	2125	2313	2504	2694	2875	3215	45
132"	493	694	888	1069	1270	1336	1464	1665	1858	2073	2260	2470	2671	2875	3073	3433	48
144"	513	719	932	1129	1343	1412	1544	1755	1965	2189	2393	2605	2825	3039	3215	3627	52
Replacement Valance	38	47	66	70	82	88	91	107	114	132	141	153	162	178	191	212	

NOTE: Clear Magic Insert Groover is available in both white and ivory.

HEADRAIL ONLY

WIDTH TO:	26"	38"	51"	63"	76"	84"	88"	101"	113"	126"	138"	151"	163"	176"	188"	192"
	\$93	132	175	216	256	271	297	342	381	427	465	509	550	596	633	646

OPTIONS: NO EXTRA CHARGE
<ul style="list-style-type: none"> • Control Position – both cord and chain must be grouped – left or right • Stack Position – choose from left, right, split stack, or center draw • Safety Wand Control – optional for one-way left or right draw (must specify length when ordering) • Bottom Chains & Keyhole Punch – available upon request

OPTIONS: EXTRA CHARGE
<ul style="list-style-type: none"> • Replacement Vanes – see pricing to the right of each price grid • Replacement Valance – See pricing at the bottom of each grid • Tile Cut-out Surcharge – add \$25 (see page 12 for details)

SIZE SPECIFICATIONS	VINYL STYLES
Minimum Width	12"
Maximum Width	192"
Minimum Height	12"
Maximum Height	144"
Maximum Area (sq. ft.)	192

GROUP 3 – Fabric (Free Hang Only – Valance Included)

- Enchanting • Tranquil Weave
- Miramar

WIDTH TO:	26"	38"	51"	63"	76"	84"	88"	101"	113"	126"	138"	151"	163"	176"	188"	192"	Replacement Vanes
HEIGHT TO:																	
48"	\$297	401	497	593	694	729	792	891	987	1108	1208	1311	1416	1524	1629	1828	13
60"	315	425	545	655	767	806	875	991	1105	1231	1346	1458	1576	1695	1809	2031	15
72"	336	459	584	705	827	868	945	1071	1190	1327	1451	1576	1702	1833	1958	2200	16
84"	358	493	625	754	875	920	1005	1142	1266	1410	1545	1679	1814	1951	2086	2340	25
96"	377	516	662	793	934	978	1069	1209	1350	1505	1647	1793	1935	2084	2223	2495	31
108"	388	543	683	833	978	1028	1124	1272	1417	1581	1734	1881	2036	2189	2340	2625	32
120"	408	569	722	875	1033	1087	1188	1345	1497	1672	1828	1988	2150	2313	2473	2772	36
132"	424	589	756	920	1080	1137	1245	1414	1574	1755	1926	2093	2264	2433	2600	2916	38
144"	441	612	785	955	1122	1181	1289	1467	1638	1826	2002	2173	2351	2525	2703	3032	40
Replacement Valance	40	48	66	79	86	89	100	111	120	134	150	159	166	182	196	232	

GROUP 3 – Fabric (Inserted into Groover – Valance Included)

- Enchanting • Tranquil Weave
- Miramar

WIDTH TO:	26"	38"	51"	63"	76"	84"	88"	101"	113"	126"	138"	151"	163"	176"	188"	192"	Replacement Vanes
HEIGHT TO:																	
48"	\$340	461	580	699	817	857	936	1060	1179	1316	1439	1558	1682	1812	1933	2173	27
60"	376	516	657	795	934	982	1080	1224	1364	1521	1659	1803	1947	2102	2241	2514	31
72"	409	573	733	891	1046	1103	1206	1368	1524	1695	1855	2017	2178	2347	2509	2817	32
84"	447	626	808	978	1145	1204	1321	1497	1670	1860	2043	2216	2395	2578	2760	3089	36
96"	481	674	870	1058	1249	1316	1442	1636	1828	2031	2230	2424	2619	2817	3016	3382	40
108"	520	729	934	1137	1345	1414	1554	1764	1970	2191	2402	2617	2827	3041	3254	3647	43
120"	546	777	1001	1224	1446	1521	1670	1897	2121	2360	2587	2815	3048	3281	3510	3926	47
132"	582	822	1062	1304	1544	1629	1789	2029	2271	2523	2769	3014	3261	3512	3757	4209	50
144"	605	865	1122	1375	1636	1721	1889	2145	2402	2674	2934	3197	3458	3720	3949	4457	52
Replacement Valance	40	48	66	79	86	89	100	111	120	134	150	159	166	182	196	232	

NOTE: Insert Groover is available in both white and ivory

HEADRAIL ONLY

WIDTH TO:	26"	38"	51"	63"	76"	84"	88"	101"	113"	126"	138"	151"	163"	176"	188"	192"
	\$93	132	175	216	256	271	297	342	381	427	465	509	550	596	633	646

OPTIONS: NO EXTRA CHARGE
<ul style="list-style-type: none"> • Control Position – both cord and chain must be grouped – left or right • Stack Position – choose from left, right, split stack, or center draw • Safety Wand Control – optional for one-way left or right draw (must specify length when ordering) • Bottom Chains & Keyhole Punch – available upon request

OPTIONS: EXTRA CHARGE
<ul style="list-style-type: none"> • Replacement Vanes – see pricing to the right of each price grid • Replacement Valance – See pricing at the bottom of each grid • Tile Cut-out Surcharge – add \$25 (see page 12 for details)

SIZE SPECIFICATIONS	VINYL STYLES
Minimum Width	12"
Maximum Width	192"
Minimum Height	12"
Maximum Height	144"
Maximum Area (sq. ft.)	192

GROUP 4 – Fabric (Free Hang Only – Valance Included)

• Rumbada

WIDTH TO:	26"	38"	51"	63"	76"	84"	88"	101"	113"	126"	138"	151"	163"	176"	188"	192"	Replacement Vanes
HEIGHT TO:																	
48"	\$338	459	575	694	818	856	930	1055	1177	1307	1426	1551	1682	1807	1929	2177	13
60"	361	500	641	777	913	962	1051	1188	1332	1480	1617	1761	1910	2047	2185	2457	16
72"	395	550	701	854	1003	1053	1151	1298	1451	1617	1769	1924	2089	2241	2392	2689	24
84"	425	593	749	913	1073	1128	1233	1398	1567	1739	1906	2073	2244	2409	2577	2895	32
96"	449	630	808	975	1153	1215	1329	1499	1684	1871	2047	2230	2417	2600	2770	3110	34
108"	475	665	849	1030	1222	1282	1405	1595	1787	1983	2168	2363	2561	2753	2939	3300	36
120"	500	699	898	1092	1297	1364	1490	1691	1896	2105	2308	2511	2729	2927	3126	3512	40
132"	521	733	945	1153	1368	1439	1577	1791	2006	2230	2443	2657	2884	3101	3314	3718	41
144"	545	767	982	1202	1428	1501	1647	1869	2093	2329	2553	2779	3012	3240	3464	3883	43
Replacement Valance	43	54	70	84	100	104	112	120	139	150	162	175	194	208	217	262	

HEADRAIL ONLY

WIDTH TO:	26"	38"	51"	63"	76"	84"	88"	101"	113"	126"	138"	151"	163"	176"	188"	192"
	\$93	132	175	216	256	271	297	342	381	427	465	509	550	596	633	646

OPTIONS: NO EXTRA CHARGE
<ul style="list-style-type: none"> Control Position – both cord and chain must be grouped – left or right Stack Position – choose from left, right, split stack, or center draw Safety Wand Control – optional for one-way left or right draw (must specify length when ordering) Bottom Chains & Keyhole Punch – available upon request

OPTIONS: EXTRA CHARGE
<ul style="list-style-type: none"> Replacement Vanes – see pricing to the right of each price grid Replacement Valance – See pricing at the bottom of each grid Tile Cut-out Surcharge – add \$25 (see page 12 for details)

SIZE SPECIFICATIONS	VINYL STYLES
Minimum Width	12"
Maximum Width	192"
Minimum Height	12"
Maximum Height	144"
Maximum Area (sq. ft.)	192

PRODUCT SPECIFICATIONS

BASIC SIZE STANDARDS & MOUNTING REQUIREMENTS

FINISHED DIMENSIONS

Width and height may vary $\pm 1/8"$
 Headrail size 1-3/4" x 1-3/8"

INSIDE MOUNT

Headrail unit: 1/4" less than ordered width
 Vane length: 2" less than ordered height
 Overall height deduction: 3/8" less than ordered height
 Minimum mounting depth: 1-3/4"
 Minimum mounting depth, flush mount, vanes closed: 3-1/2"
 Minimum mounting depth, flush mount, with full valance: 4-3/4"

OUTSIDE MOUNT

Headrail unit: ordered width
 OB Valance is 2-1/2" wider than ordered width (1-1/4" on each side)
 Vane length: 1-5/8" less than ordered height
 Minimum mounting surface height: 1-1/2"






CEILING MOUNT

Headrail unit: ordered width
 Vane length: 1-5/8" less than ordered height
 Brackets provided: inside mount brackets
 OB Valance is 2-1/2" wider than ordered width (1-1/4" on each side)

STANDARD CONTROLS

Traverse Cord and Bead Chain Rotation Controls:

- The traversing cord is 75% of the height of the vertical blind. The vane rotation control chain is 40% of the height of the vertical blind. Longer lengths are available upon request.
- Control Positions – both the traversing cord and vane rotation control chain must be on the same side of the blind. Select left or right.
- Stacking Position – vertical vanes may be stacked

left  , right  , split   or center 

VALANCE RETURNS




Inside Mount –
No Returns

Inside Mount –
Standard

Outside Mount –
Standard

OPTIONAL SAFETY WAND CONTROL SYSTEM

- The safety wand is a convenient alternative to the traditional control chain and cord, and helps protect children from injury.
- Twist the wand to rotate vanes open and closed. Pull the wand across the blind to draw vanes back and forth.
- Built-in magnets on the headrail and wand control unit provide a firm lock when blinds are drawn to their fully closed position.
- The wand operates on left or right sides (no split or center draws) up to 144" in height. The safety wand is ivory in color and is available in three different lengths: 38", 48" & 60" drops.



You must specify desired wand length when ordering.

Ordered Height of Blind	Recommended Wand Length
12" to 70"	38" Wand
70-1/8" to 90"	48" Wand
90-1/8" to 144"	60" Wand



VALANCE

FULL 3-1/2" VALANCE – STANDARD ON EVERY BLIND

A 3-1/2" fabric or vinyl vane is inserted into the valance and mounts to the headrail. Valance corners are gently rounded and have a continuous material insert that provides a soft look. Standard returns, measuring 5-3/4", will be included on all outside mount valances. These may be trimmed down at the time of installation if necessary. Longer returns are available upon request at no additional charge.



Note: Wood Textures only available with square-wrap corner returns.

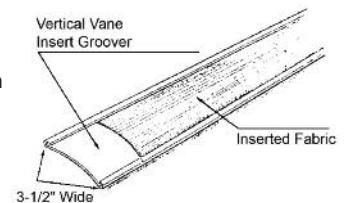
* The 5-3/4" total return length includes a valance return cut measuring 4-1/2" which is attached to a rounded corner measuring 1-1/4". The total return length from the back of the valance to the end of the attached return equals 5-3/4".

INSERTED MATERIALS

- Insert vertical blinds let you combine the fashion advantages of decorator fabrics – a spectrum of colors and a variety of soft textures – with the functional benefits of vinyl – energy efficiency, privacy, light control and a uniform look from the outside. The Insert Groover is available in both white and ivory.
- The Insert Groover, provided on all insert style verticals, is guaranteed to remain beautifully clear for the lifetime of your vertical blind because state-of-the-art plastics are used to formulate the clear edges. Edges won't yellow or crack...even with prolonged exposure to harsh sunlight!

- All materials inserted into Groovers will be secured into position with a small button at the top of each vane. Most fabrics can be inserted. Each fabric deck indicates "Free Hang" and/or "Insert Groover". The "Collection Information" page also indicates if the fabric can be inserted.

- You may also purchase an Insert blind without fabric inserted. These blinds are provided with an adhesive back laminating insert material so that you may bond and insert your own fabric or wallpaper. (See price Group C).



FEATURES AND OPTIONS

HEADRAIL SYSTEM

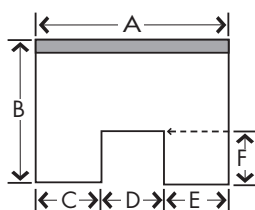
- Smooth traversing and quiet operation
- Heavy-duty aluminum channel
- 100% Celcon carriers and hooks
- Durable graphite wheel system
- Vanes never go out of synchronization
- Reversible track – left or right control
- Snap-in brackets make installation fast and easy

Installation Brackets								
Width Up to:	32"	56"	80"	104"	128"	152"	176"	192"
	2	3	4	5	6	7	8	9

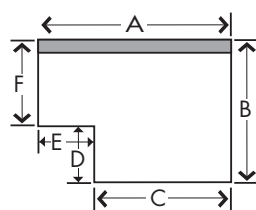
TILE CUT-OUT

A Tile Cut-Out allows a vertical blind to hang straight and not catch on an obstruction.

Bottom Center Cut-Out



Bottom Side Cut-Out



- Some blinds have operating restrictions
- Bottom Center Cut-Out must be split stack
- Bottom Side Cut-Out must stack to center or longest side

Note: For cut-outs, the vane will be cut across the entire width of the vane. We are unable to cut notches within individual vanes during production.

REPLACEMENT VANES

When ordering, specify whether you are providing "exact height of vane" as opposed to Inside or Outside mount.

Fabric: Finished with a top vane hanger, finished bottom hem, and sewn-in weight (chains available upon request.)

Insert Finished with attachment hole punched at top

Groover: of vane. Buttons to secure inserted fabrics at top of vane also included.

All Others: Finished with attachment hole punched at top of vane (keyhole punch at bottom and chain available upon request.)

BOTTOM TREATMENTS

- **Fabrics:** Patented ultrasonically sealed-in weights are included standard on all free-hang fabric vertical blinds at no additional charge. A small section will be left open on the back side of the vane for bottom chain attachment. Bottom chains available upon request only.
- **Vinyl:** Bottom chains and keyhole punch available upon request only at no additional charge.
- **All Other:** Bottom chains not available for Insert Verticals.

PRODUCT SPECIFICATIONS

VANE COUNT & STACKING SPACE CHART

VANE COUNT CHART Use "Number of Vanes" column to order the correct number of vanes.

STACKING SPACE CHART Use "Stack Width" column to determine how much of the wall/window will be covered when the blind is fully open.

CLEAR OPENING Use "Clear Opening" column to determine how much of the window will be showing when the blind is fully open.



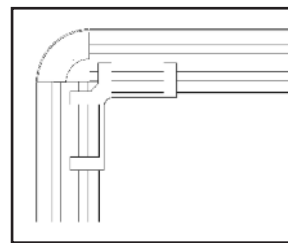
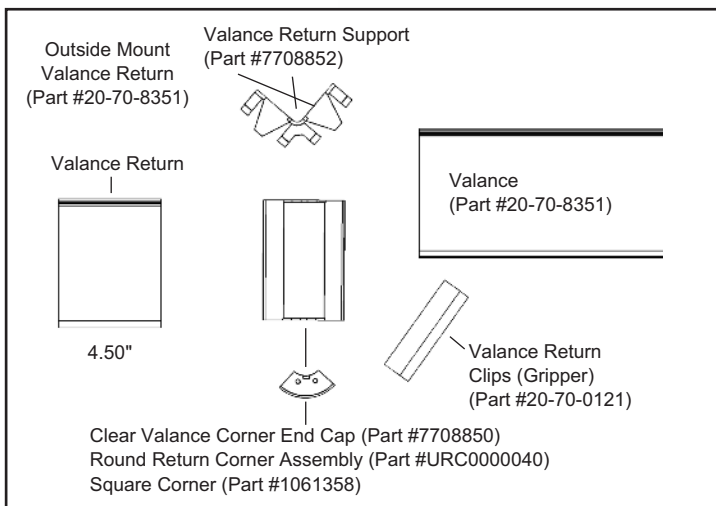
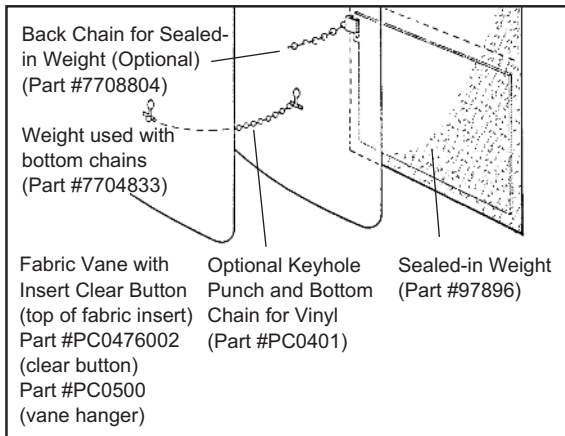
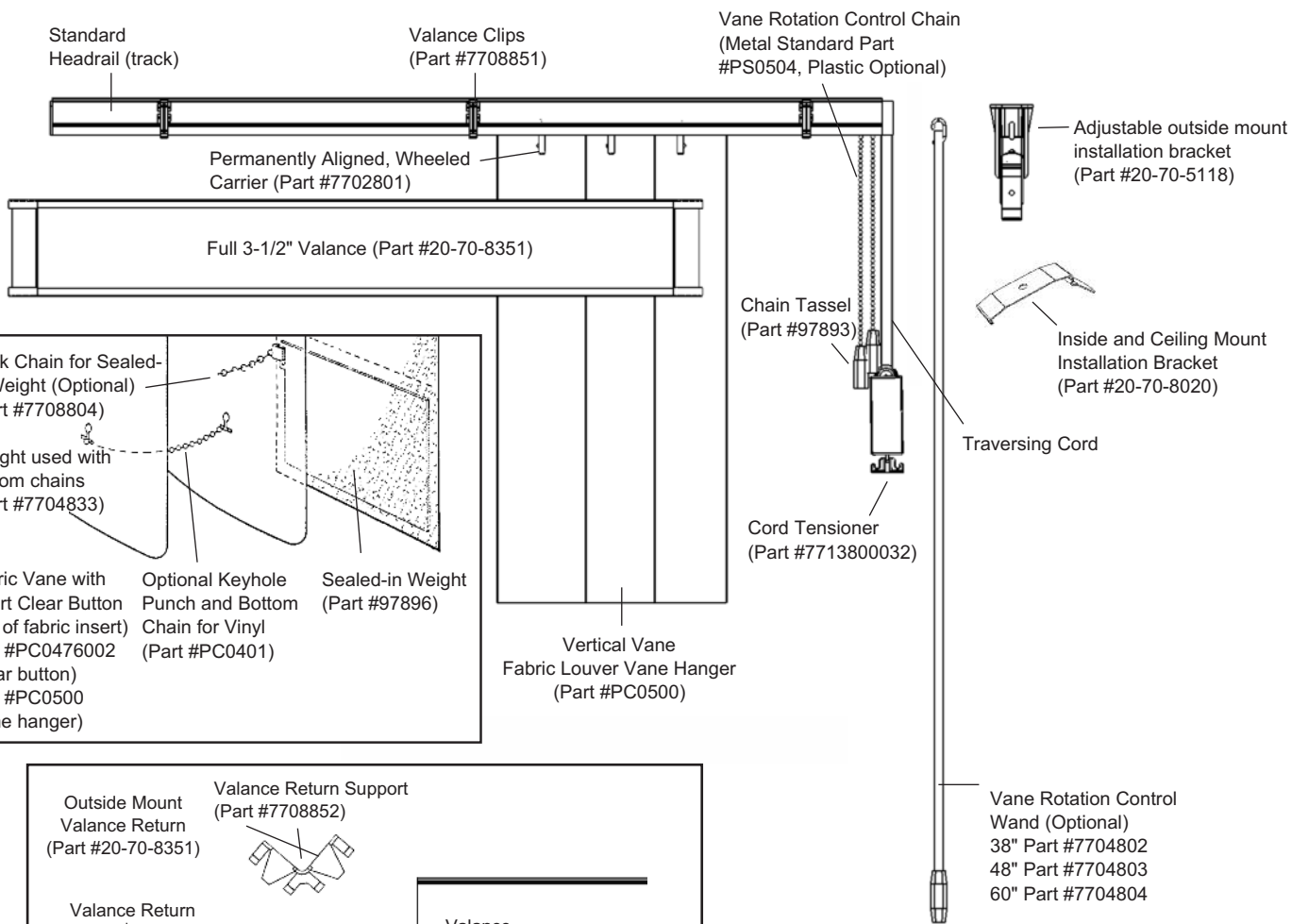
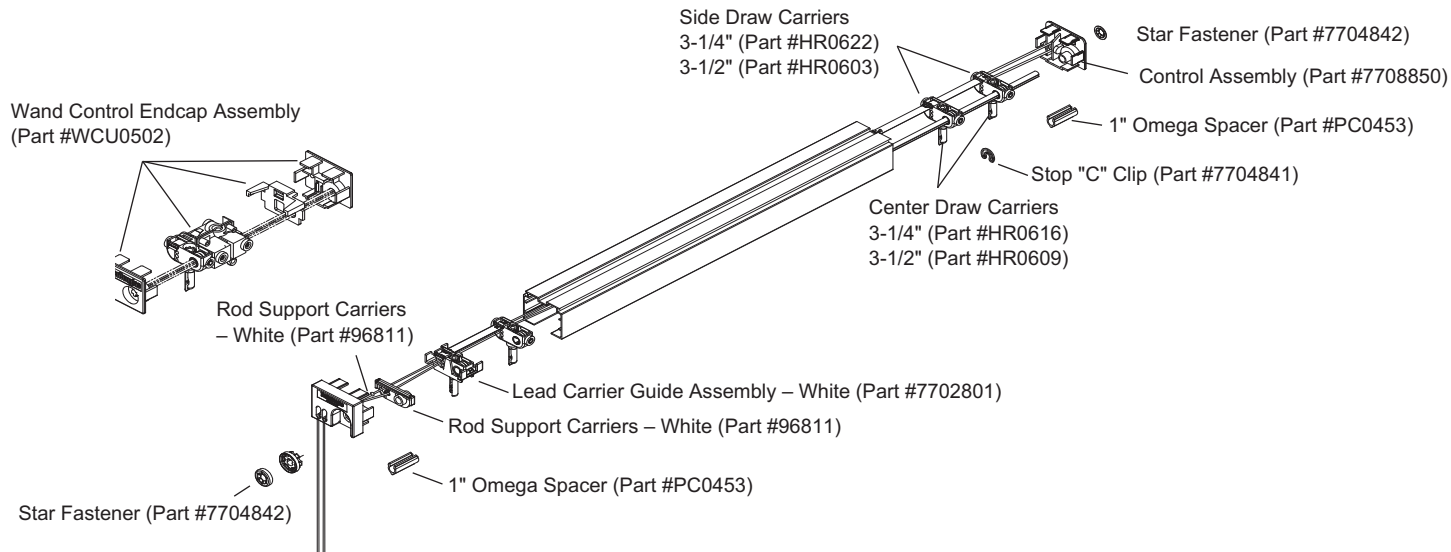
ONE-WAY DRAW

SPLIT DRAW

Actual Track Width	# of Vanes	Stack Width	Clear Opening	Actual Track Width	# of Vanes	Stack Width	Clear Opening
13-1/2"	4	3-3/4"	9-3/4"	104-3/4"	33	18-1/4"	86-1/2"
16-1/2"	5	4-1/8"	12-1/4"	107-3/4"	34	18-3/4"	89"
19-3/4"	6	4-3/4"	15"	111"	35	19-1/4"	91-3/4"
22-3/4"	7	5-1/4"	17-1/2"	114-1/4"	36	19-3/4"	94-1/2"
26"	8	5-3/4"	20-1/4"	117-1/4"	37	20-1/4"	97"
29"	9	6-1/4"	22-3/4"	120-1/2"	38	20-3/4"	99-3/4"
32-1/4"	10	6-3/4"	25-1/2"	123-1/2"	39	21-1/4"	102-1/4"
35-1/2"	11	7-1/4"	28-1/4"	126-3/4"	40	21-3/4"	105"
38-1/2"	12	7-3/4"	30-3/4"	130"	41	22-1/4"	107-3/4"
41-3/4"	13	8-1/4"	33-1/2"	133"	42	22-3/4"	110-1/4"
44-3/4"	14	8-3/4"	36"	136-1/4"	43	23-1/4"	113"
48"	15	9-1/4"	38-3/4"	139-1/4"	44	23-3/4"	115-1/2"
51-1/4"	16	9-3/4"	41-1/2"	142-1/2"	45	24-1/4"	118-1/4"
54-1/4"	17	10-1/4"	44"	145-3/4"	46	24-3/4"	121"
57-1/2"	18	10-3/4"	46-3/4"	148-3/4"	47	25-1/4"	123-1/2"
60-1/2"	19	11-1/4"	49-1/4"	152"	48	25-3/4"	126-1/4"
63-3/4"	20	11-3/4"	52"	155"	49	26-1/4"	128-3/4"
67"	21	12-1/8"	54-3/4"	158-1/4"	50	26-3/4"	131-1/2"
70"	22	12-3/4"	57-1/8"	161-1/2"	51	27-1/4"	134-1/4"
73-1/4"	23	13-1/8"	60"	164-1/2"	52	27-3/4"	136-1/4"
76-1/4"	24	13-3/4"	62-1/2"	167-3/4"	53	28-1/4"	139-1/2"
79-1/2"	25	14-1/4"	65-1/4"	170-3/4"	54	28-3/4"	142"
82-3/4"	26	14-3/4"	68"	174"	55	29-1/4"	144-3/4"
85-3/4"	27	15-1/4"	70-1/2"	177-1/4"	56	29-3/4"	147-1/2"
89"	28	15-3/4"	73-1/4"	180-1/4"	57	30-1/4"	150"
92"	29	16-1/4"	75-3/4"	183-1/2"	58	30-3/4"	152-3/4"
95-1/4"	30	16-3/4"	78-1/2"	186-1/2"	59	31-1/4"	155-1/4"
98-1/2"	31	17-1/4"	81-1/4"	189-3/4"	60	31-3/4"	158"
101-1/2"	32	17-3/4"	83-3/4"	192"	61	32-1/4"	159-3/4"

Actual Track Width	# of Vanes	Stack Width		Clear Opening
		Control Side	End Side	
12-3/4"	4	2-3/4"	2-1/2"	7-1/2"
19"	6	2-1/4"	3"	13-3/4"
25-1/2"	8	3-3/4"	3-1/2"	18-1/4"
31-3/4"	10	4-1/4"	4"	23-1/2"
38"	12	4-3/4"	4-1/2"	28-3/4"
44-1/2"	14	5-1/4"	5"	34"
50-3/4"	16	5-3/4"	5-1/2"	39-1/2"
57"	18	6-1/4"	6"	44-3/4"
63-1/4"	20	6-3/4"	6-1/2"	50"
69-1/2"	22	7-1/4"	7"	55-1/4"
75-3/4"	24	7-3/4"	7-1/2"	60-1/2"
82-1/4"	26	8-1/4"	8"	66"
88-1/2"	28	8-3/4"	8-1/2"	71-1/4"
94-3/4"	30	9-1/4"	9"	76-1/2"
101"	32	9-3/4"	9-1/2"	81-3/4"
107-1/4"	34	10-1/4"	10"	87"
113-3/4"	36	10-3/4"	10-1/2"	92-1/2"
120"	38	11-1/4"	11"	97-3/4"
126-1/4"	40	11-3/4"	11-1/2"	103"
132-1/2"	42	12-1/4"	12"	108-1/4"
138-3/4"	44	12-3/4"	12-1/2"	113-1/2"
145-1/4"	46	13-1/4"	13"	119"
151-1/2"	48	13-3/4"	13-1/2"	124-1/4"
157-3/4"	50	14-1/4"	14"	129-1/2"
164"	52	14-3/4"	14-1/2"	134-3/4"
170-1/4"	54	15-1/4"	15"	140"
176-3/4"	56	15-3/4"	15-1/2"	145-1/2"
183"	58	16-1/4"	16"	150-3/4"
189-1/4"	60	16-3/4"	16-1/2"	156"
192"	62	17-1/4"	17"	157-3/4"

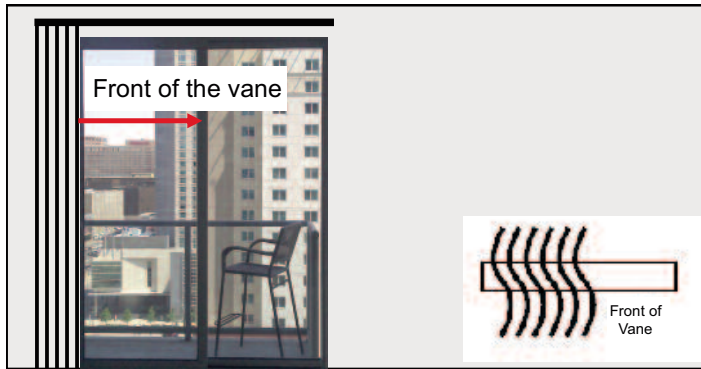
PRODUCT COMPONENTS



Assembled Valance Corner (Round)

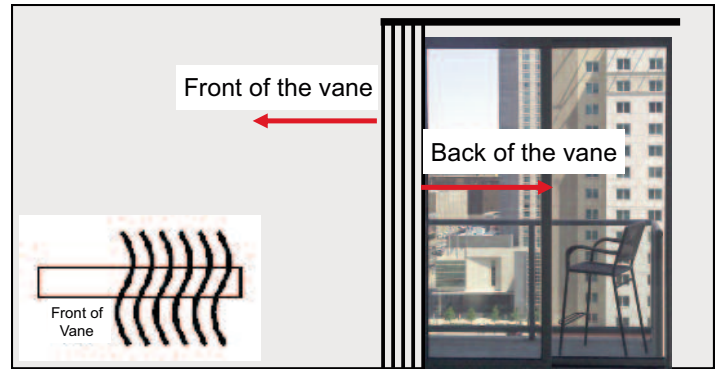
VANE VIEW FOR S-CURVE VERTICALS

When placing an order for "S" shaped vertical styles, you must specify a stack position (right, left, split, or center), control position (right or left), and vane view (right or left). See illustration below for examples and descriptions. Ordering these correctly is important since S-shaped vanes cannot be flipped during installation like curved vanes.



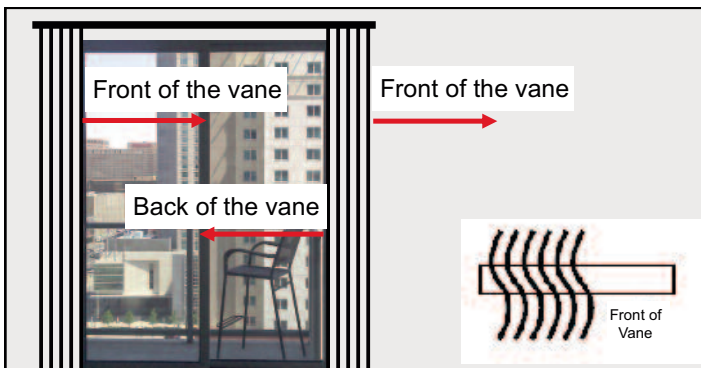
Left stack with vane view right

The front side of the vane (the side with the pattern and color) will face to the right when the vanes are in the open position or stacked. Ideal for when the sliding glass door is on the left side or in the center of the wall and left stack is desired. Control position can be either left or right. With a left control position, the controls will be partially hidden by the vane stack.



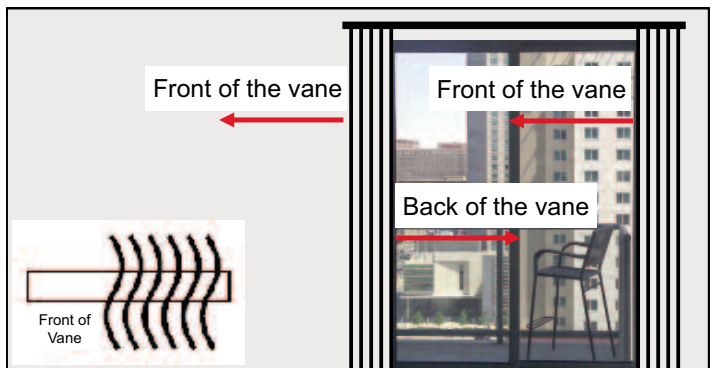
Left stack with vane view left

The front side of the vane (the side with the pattern and color) will face to the left when the vanes are in the open position or stacked. Ideal when the sliding glass door is on the right side or in the center of the wall and left stack is desired. The control position can be either left or right. With a left control position, the controls will be partially hidden by the vane stack.



Split stack with vane view right

When ordering a split stack, vane view right is standard. The front side of the vane (the side with the pattern and color) will face to the right when the vanes are in the open position or stacked. Ideal for when the sliding glass door is on the left side or in the center of the wall and a split stack is desired. The control position can be either left or right.

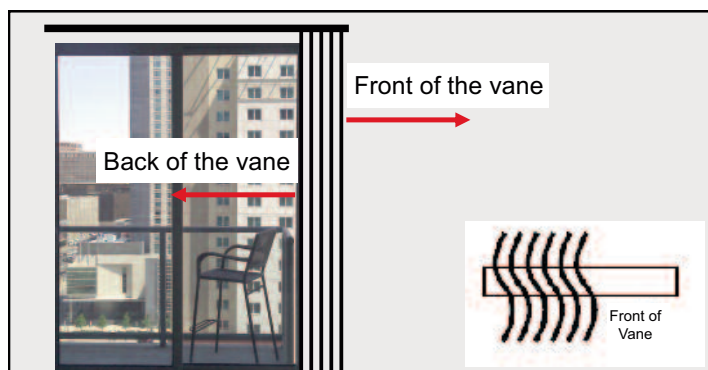


Split stack with vane view left

When ordering a split stack, vane view left is optional. The front side of the vane (the side with the pattern and color) will face to the left when the vanes are in the open position or stacked. Ideal for when the sliding glass door is on the right side of the wall and a split stack is desired. The control position can be either left or right.

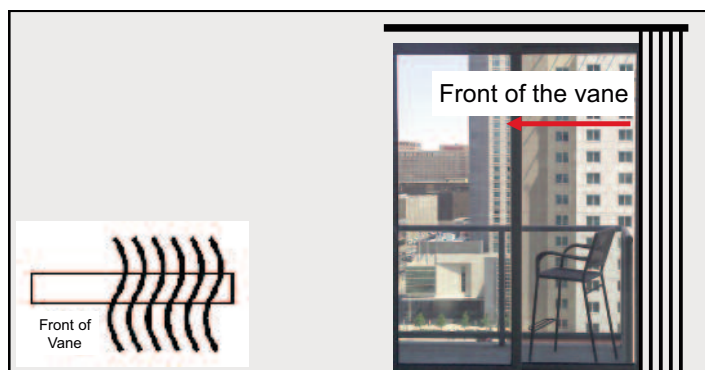
VANE VIEW FOR S-CURVE VERTICALS

When placing an order for "S" shaped vertical styles, you must specify a stack position (right, left, split, or center), control position (right or left), and vane view (right or left). See illustration below for examples and descriptions. Ordering these correctly is important since S-shaped vanes cannot be flipped during installation like curved vanes.



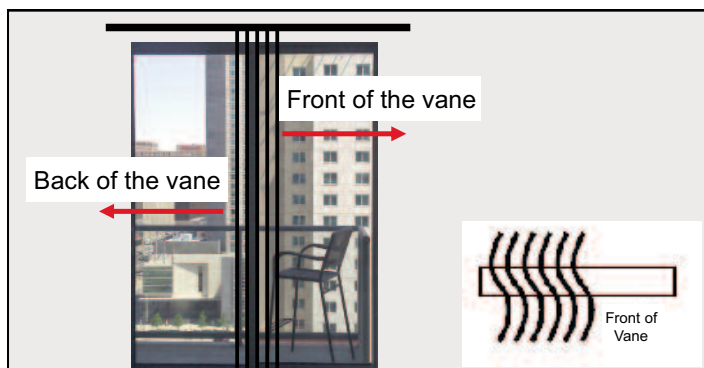
Right stack with vane view right

The front side of the vane (the side with the pattern and color) will face to the right when the vanes are in the open or stacked position. Ideal for when the sliding glass door is on the left side or in the center of the wall and right stack is desired. The control position can be either left or right. With a right control position the controls will be partially hidden by the vane stack.



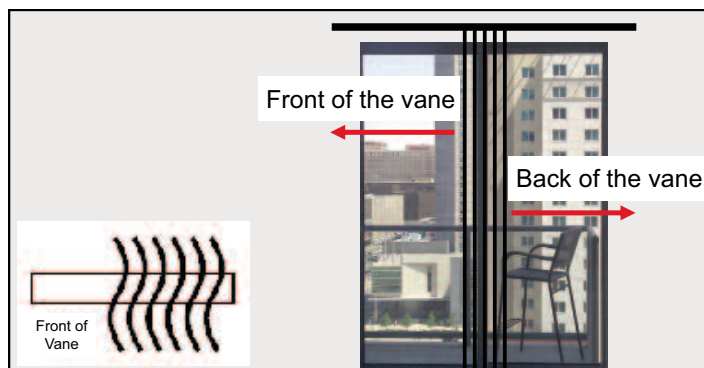
Right stack with vane view left

The front side of the vane (the side with the pattern and color) will face to the left when the vanes are in the open or stacked position. Ideal when the sliding glass door is on the right side or in the center of the wall and right stack is desired. The control position can be either left or right. With a right control position the controls will be partially hidden by the vane stack.



Center stack with vane view right

When ordering center stack, vane view right is standard. The front side of the vane (the side with the pattern and color) will face to the right when the vanes are in the open position or stacked in the center. The back side of the vane will show to the left. Ideal for when the sliding glass door is on the left side or in the center of the wall and center stack is desired. The control position can be either left or right. Center stack is a good option when access to a right door opening and a left door opening is needed and stacking off the window is not possible.



Center stack with vane view left

When ordering center stack vane view left is optional. The front side of the vane (the side with the pattern and color) will face to the left when the vanes are in the open position or stacked in the center. The back side of the vane will show to the left. Ideal for when the sliding glass door is on the right side or in the center of the wall and center stack is desired. The control position can be either left or right. Center stack is a good option when access to a right door opening and a left door opening is needed and stacking off the window is not possible.