

TEXTON



# NATURAL WOVEN SHADES

PANEL TRACK

Effective February 4, 2019

*design simplified™*

---

# TABLE OF CONTENTS

---

## Product Overview

- Features & Benefits..... 2
- Color Charts ..... 3

## Product Specifications

- Product Characteristics ..... 4
- Options and Features..... 4
- Product Specifications & Configurations ..... 5-6

## Pricing

- Price Group 1 .....7
- Price Group 2 .....8
- Price Group 3 .....9
- Price Group 4 .....10
- Options & Surcharges .....11
  
- Measuring and Installation Specifications .....12

### **Oversize Common Carrier Delivery**

All orders with any quantity of shades or blinds or any continuous valance 96" or more in width are considered oversize. Therefore, a net shipping charge of \$40 per oversized unit will be assessed.

Oversized orders that require expedited shipping will be quoted and charged accordingly.

Please see General Information for additional freight and shipping charge information.

---

## FEATURES & BENEFITS

---



- Offered in a nice selection of Natural Woven Wood, Select Weave, and Grass Weave styles featuring unique patterns and warm, rich tones
- Optional fixed translucent & room darkening liners provide additional privacy and a neutral outside appearance
- Twill edge-bindings frame the individual panels using a high-quality sewing process, adding a decorative finishing touch, and also providing additional panel structure and support
- Coordinated wood wand complements the natural look and provides convenient operation.
- Offers an excellent configuration to cover sliding glass doors and extra wide windows
- Available in side stack, split stack and free-floating panel configurations along with optional valances
- Limited Lifetime Warranty ensures your customers' satisfaction

# COLOR CHARTS

## WOVEN WOOD COLOR CHART

| COLLECTION | COLOR # | COLOR NAME | TWILL<br>EDGE-BINDING<br>COLOR NAME | TWILL<br>EDGE-BINDING*<br>COLOR # |
|------------|---------|------------|-------------------------------------|-----------------------------------|
|------------|---------|------------|-------------------------------------|-----------------------------------|

### Price Group 1 Panel Track

|     |      |                |       |           |
|-----|------|----------------|-------|-----------|
| ELI | 2104 | Nagoya Harvest | Mocha | 417 & 817 |
| TER | 2011 | Sonora Desert  | Mocha | 417 & 418 |

### Price Group 2 Panel Track

|     |      |                   |           |           |
|-----|------|-------------------|-----------|-----------|
| EXO | 2052 | Serengeti Sunrise | Mocha     | 417 & 817 |
| EXO | 2053 | Serengeti Cocoa   | Chocolate | 418 & 818 |
| CUL | 2072 | Hunan             | Mocha     | 417 & 817 |
| EXO | 2150 | Sumatra Surprise  | Desert    | 412 & 812 |
| EXO | 2232 | Taos              | Steel     | 421 & 821 |

### Price Group 3 Panel Track

|     |      |                     |           |           |
|-----|------|---------------------|-----------|-----------|
| EXO | 2054 | Indo Chic           | Black     | 424 & 824 |
| EXO | 2068 | Kiribati Jungle     | Mocha     | 417 & 817 |
| EXO | 2069 | Kiribati Rainforest | Chocolate | 418 & 818 |

### Price Group 4 Panel Track

|     |      |              |          |           |
|-----|------|--------------|----------|-----------|
| CUL | 2070 | Tobago       | Mocha    | 417 & 817 |
| CUL | 2085 | Antiqua Maze | Desert   | 412 & 812 |
| CUL | 2086 | Antiqua Surf | Jute     | 409 & 809 |
| EXO | 2096 | Zulu         | Espresso | 419 & 819 |
| ELI | 2153 | Sakura Etude | Espresso | 419 & 819 |

Standard 5/8" twill edge-bindings are represented by the 4xx numbers.

Optional 1-1/2" twill edge-bindings are represented by the 8xx numbers.

\*\* Note: Twill edge-binding colors White, Duck, Latte, and Silver are not available in 1-1/2" widths.

### IMPORTANT NOTE ABOUT NATURAL WOVEN MATERIALS:

Our Woven Wood shades are uniquely constructed from natural bamboo, reeds, jutes, rattan, grasses and woods. Many materials, such as natural grasses, are hand tied and braided with expert care. Each woven wood shade is one of a kind. Slight cracks, wood imperfections and variations in color are all inherent in natural products and are not considered flaws.

## SELECT & GRASS WEAVES COLOR CHART

| COLLECTION | COLOR # | COLOR NAME | TWILL<br>EDGE-BINDING<br>COLOR NAME | TWILL<br>EDGE-BINDING*<br>COLOR # |
|------------|---------|------------|-------------------------------------|-----------------------------------|
|------------|---------|------------|-------------------------------------|-----------------------------------|

### Price Group 1 Panel Track

|     |      |                  |        |           |
|-----|------|------------------|--------|-----------|
| GRW | 2305 | Coban Parchment  | White  | 400**     |
| GRW | 2337 | Singapore Bisque | Beige  | 408 & 808 |
| GRW | 2338 | Singapore Talc   | Dusk   | 405 & 805 |
| GRW | 2339 | Singapore Cotton | White  | 400**     |
| GRW | 9410 | Coban Gray       | Silver | 420**     |
| GRW | 9450 | Singapore Gray   | Steel  | 421 & 821 |
| GRW | 9474 | Celebes Cornsilk | Dusk   | 405 & 805 |
| GRW | 9475 | Celebes Seashell | Silver | 420**     |
| GRW | 9476 | Celebes Ivory    | Silver | 420**     |

### Price Group 2 Panel Track

|     |      |                  |           |           |
|-----|------|------------------|-----------|-----------|
| GRW | 2304 | Caracas Tortoise | Beige     | 408 & 808 |
| GRW | 2310 | Granada Cinnamon | Jute      | 409 & 809 |
| GRW | 2311 | Granada Ginger   | Duck      | 403**     |
| GRW | 2312 | Granada Nutmeg   | Camel     | 410 & 810 |
| GRW | 2331 | Nassau Pewter    | Latte     | 404**     |
| GRW | 2340 | St. Lucia Sand   | Duck      | 403**     |
| GRW | 2343 | St. Lucia Storm  | Steel     | 421 & 821 |
| GRW | 2345 | Zaire Camel      | Duck      | 403**     |
| GRW | 2346 | Zaire Earth      | Jute      | 409 & 809 |
| GRW | 9420 | Granada Bark     | Espresso  | 419 & 819 |
| GRW | 9440 | Nassau Cocoa     | Chocolate | 418 & 818 |

### Price Group 3 Panel Track

|     |      |                       |          |           |
|-----|------|-----------------------|----------|-----------|
| GRW | 2323 | Luzon Whisper         | White    | 400**     |
| GRW | 2324 | Luzon Cornsilk        | Duck     | 403**     |
| GRW | 2325 | Luzon Greige          | Silver   | 420**     |
| GRW | 9400 | St. Kitts Dune        | Dusk     | 405 & 805 |
| GRW | 9401 | St. Kitts Greywood    | Silver   | 420**     |
| GRW | 9460 | Aruba Summer          | White    | 400**     |
| GRW | 9461 | Aruba Straw           | Duck     | 403**     |
| GRW | 9462 | Aruba Sand Dune       | Beige    | 408 & 808 |
| GRW | 9463 | Aruba Driftwood       | Silver   | 420**     |
| GRW | 9464 | Aruba Café            | Espresso | 419 & 819 |
| GRW | 9470 | Martinique White Wash | White    | 400**     |
| GRW | 9471 | Martinique Sea Grass  | Duck     | 403**     |
| GRW | 9472 | Martinique Surf       | Silver   | 420**     |
| GRW | 9473 | Martinique Coral      | Jute     | 409 & 809 |
| SLW | 2420 | Macau                 | Mocha    | 417 & 817 |
| SLW | 2423 | Mali Tan              | Duck     | 403**     |
| SLW | 2436 | Tai White             | White    | 400**     |
| SLW | 2438 | Suva                  | Mocha    | 417 & 817 |
| SLW | 2526 | Salvador Driftwood    | Steel    | 421 & 821 |
| SLW | 2527 | Cancun Light Gray     | Duck     | 403**     |
| SLW | 2528 | Cancun Off White      | Natural  | 402 & 802 |
| SLW | 2529 | Cano Cream            | Sand     | 406 & 806 |
| SLW | 2530 | Madeira Green         | Jute     | 409 & 809 |
| SLW | 2531 | Rio Gray              | Silver   | 420**     |

### Price Group 4 Panel Track

|     |      |                |         |           |
|-----|------|----------------|---------|-----------|
| SLW | 2411 | Jaipur Natural | Natural | 402 & 802 |
| SLW | 2417 | Lagos          | Duck    | 403**     |
| SLW | 2419 | Lomaloma       | Duck    | 403**     |
| SLW | 2431 | Santos Natural | Duck    | 403**     |
| SLW | 2433 | Sintra Dust    | Duck    | 403**     |
| SLW | 2441 | Tunisia        | Natural | 402 & 802 |

Standard 5/8" twill edge-bindings are represented by the 4xx numbers.

Optional 1-1/2" twill edge-bindings are represented by the 8xx numbers.

\*\* Note: Twill edge-binding colors White, Duck, Latte, and Silver are not available in 1-1/2" widths.

# PRODUCT CHARACTERISTICS

## Product Characteristics

- Panels do not hang perfectly flat.
- Panel materials may have (billowing/waviness) effect.
- Pattern matching from panel to panel cannot be guaranteed, although the factory will make every effort to match patterns as close as possible.


• **NOTE: Material Stretching** – twill edge-bindings come standard to minimize the stretching effect; however you should anticipate that panels may still **stretch up to 1" length**; also, each panel may stretch differently causing panel bottoms to not be perfectly level from panel to panel

# OPTIONS AND FEATURES

## 3-Sided Cotton Twill Edge-Binding

- 5/8" twill edge-binding comes standard.
- Optional 1-1/2" twill edge-binding available at **5%** additional charge.
- On panel sides, twill edge-binding is folded & sewn.
- On panel top, twill edge-binding is attached to front side of panel.
- No twill edge-binding on bottom hem.
- Color-coordinated twill edge-binding by factory, or specify optional tape color.

Natural characteristics of binding results in slight waviness



## Attached Translucent and Room-Darkening Liner – 10% Additional Charge

- Provides additional light and privacy control.
- Neutral appearance to the outside.
- Refer to sample book for fixed liner colors.

| Family         | Color # | Color Name   |
|----------------|---------|--------------|
| Translucent    | LF-1001 | White        |
| Translucent    | LF-1002 | Ivory        |
| Translucent    | LF-1003 | Khaki        |
| Room Darkening | RD-3008 | Beige-Deluxe |
| Room Darkening | RD-3009 | Taupe-Deluxe |
| Room Darkening | RD-2001 | White        |
| Room Darkening | RD-2002 | Ivory        |
| Room Darkening | RD-2003 | Khaki        |
| Room Darkening | RD-2004 | Brown        |
| Room Darkening | RD-2006 | Black        |

Translucent fixed privacy liners are made of 100% Cotton.

Room-Darkening and Blackout fixed privacy liners are made of 30% Cotton and 70% Polyester.

## Panel Attachment

- Heavy-duty Velcro sewn to backside of material.
- Provides easy panel installation & removal from carrier glides.



## Bottom Hem

- Weighted enclosed bottom hem.

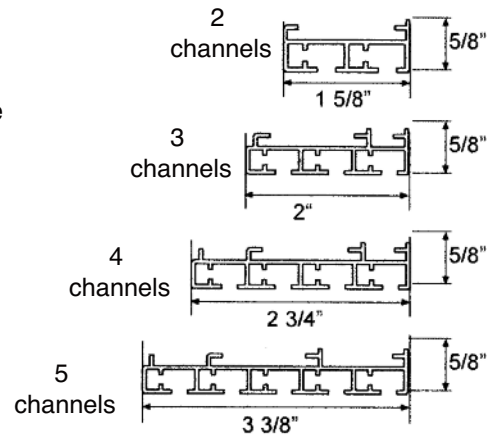


# PRODUCT SPECIFICATIONS & CONFIGURATIONS

## How To Order

### Controls

- Must specify control type with order – cord, wand, free floating (with wands).
- Cord control length is 10" less than ordered length.
- Wand draw is available on all shades; Wood wand sizes: 36"
- Some configurations require dual wands. Lead panel on each side will come with a wand.



### Panel Stack Configurations

- Specify panel configuration from choices below.
  - Approximately 3" material overlap when panels in fully closed position.
  - Each stacking side will have 1 fixed panel.
  - Optional **“free-floating”** panels available at **10% Additional Charge**.
  - Free-floating panels available on one-way up to 5 panels only.
- No split-draw or multi-stack configurations.

Each panel comes with wand.

*Panels not interconnected with each other; each panel hand operated independently and can be positioned any place along the track.*

| Number of Panels   | Select Weaves (Overall Width) | Woven Wood & Grass Weaves (Overall Width) | Stack Position / Configurations<br>("Room View" - Each stacking side will have 1 fixed panel) |   |  |
|--|-------------------------------|---|---|---|--|
|  |                               |   | Single Stack Left Stack   | Single Stack Right Stack                            | Split Stack<br>Note: Come with Dual Wand (if ordered with wand control)        |
| 2 Panels (1 overlap)                                     | 33" - 89"                     | 21" - 89"                                 | 2L – two panels stack left (2 channel track)<br>  | 2R – two panels stack right (2 channel track)<br>   | NA   |
| 3 Panels (2 overlaps)                                    | 48" - 132"                    | 30" - 132"                                | 3L – three panels stack left (3 channel track)<br>  | 3R – three panels stack right (3 channel track)<br> | NA   |
| 4 Panels (2 or 3 overlaps depending on number of stacks) | 63" - 175"                    | 39" - 175"                                | 4L – four panels stack left (4 channel track)<br>   | 4R – four panels stack right (4 channel track)<br>  | 2L2R – two panels stack left, two panels stack right (2 channel track)<br>     |
| 5 Panels (4 overlaps)                                    | 78" - 218"                    | 48" - 218"                                | 5L – five panels stack left (5 channel track)<br>   | 5R – five panels stack right (5 channel track)<br>  | NA   |
| 6 Panels (5 overlaps)                                    | 93" - 261"                    | 57" - 261"                                | NA  | NA  | 3L3R – three panels stack left, three panels stack right (3 channel track)<br> |
| 8 Panels (7 overlaps)                                    | 123" - 261"                   | 75" - 261"                                | NA  | NA  | 4L4R – four panels stack left, four panels stack right (4 channel track)<br>   |
| 10 Panels (9 overlaps)                                   | 152" - 261"                   | 93" - 261"                                | NA  | NA  | 5L5R – five panels stack left, five panels stack right (5 channel track)<br>   |


# PRODUCT SPECIFICATIONS

## Panel Track Headrail

- White painted aluminum profile.
- See mounting depth requirements for panel track sizes.

## Panel Track Splice

- Automatically comes with any window opening over 144" wide – track ships from factory in (2) equal size pieces.
- Recommended (request when placing order) with window openings over 100" wide to reduce risk of freight damage and to provide easier handling by installers.
- Splice plate easily & securely connects separate tracks together to operate as a single track unit.
- Installers prefer the convenience of handling smaller tracks onto the jobsite, then connecting together at installation.



## Panel Size / Stacking Width

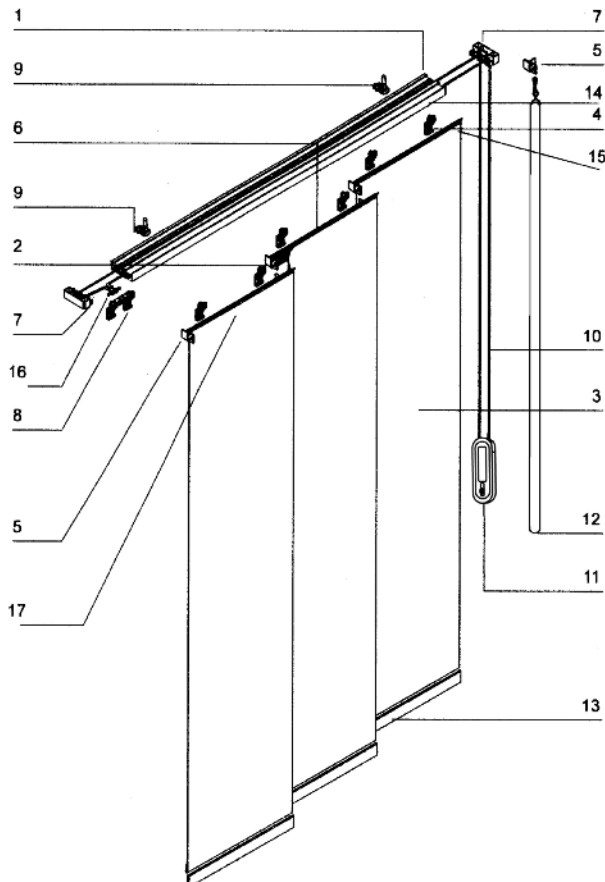
- **18" Minimum Panel Width – Select Weaves**
- **12" Minimum Panel Width – all other styles**
- **46" Maximum Panel Width**
- Individual panel size varies depending on overall shade width & panel configuration.

NOTE: The smaller the panel width, the narrower the stacking space.

To calculate stacking width; overall width + (number of overlaps x 3) then divide by number of panels.

*Example # 1 – 3 panel 112" W + 6 (2 overlaps x 3 = 6) = 118 divide by 3 panels = 39-3/8" stacking / panel width*

*Example # 2 – 4 panel 112" W + 9 (3 overlaps x 3 = 9) = 121 divide by 4 panels = 30-1/4" stacking / panel width*



- |                                   |                            |
|-----------------------------------|----------------------------|
| 1. Aluminum Track                 | 10. Cord                   |
| 2. Sliding Panel w/Velcro         | 11. Tensioner              |
| 3. Woven Material                 | 12. Control Wand           |
| 4. Support w/Needle               | 13. Flat Weight            |
| 5. Double L Bracket Angle         | 14. Panel Stop Screw       |
| 6. L-Bracket Angle                | 15. End Cap                |
| 7. Channel Guide                  | 16. Brass Cord Locking Nut |
| 8. Double Support (front or Back) | 17. Velcro Velour          |
| 9. Installation Clip              | 18. Splice (not pictured)  |

**NOTE: Panel Tracks over 144" wide are spliced together at installation.**

- ② **ELI**  
2104 Nagoya Harvest
- ② **GRW**  
9474 Celebes Cornsilk  
9476 Celebes Ivory  
9475 Celebes Seashell  
9410 Coban Gray  
2305 Coban Parchment  
2337 Singapore Bisque  
2339 Singapore Cotton  
9450 Singapore Gray  
2338 Singapore Talc
- ② **TER**  
2011 Sonora Desert

## Price Group 1

### 2 PANEL ② min width = 21"

| WIDTH TO:  | 36"   | 48"  | 60"  | 72"  | 84"  | 89"  |
|------------|-------|------|------|------|------|------|
| HEIGHT TO: |       |      |      |      |      |      |
| 36"        | \$711 | 814  | 923  | 1069 | 1175 | 1214 |
| 48"        | 792   | 909  | 1040 | 1201 | 1313 | 1377 |
| 60"        | 881   | 1004 | 1150 | 1348 | 1474 | 1530 |
| 72"        | 965   | 1121 | 1287 | 1495 | 1646 | 1724 |
| 84"        | 1033  | 1200 | 1377 | 1600 | 1751 | 1836 |
| 96"        | 1082  | 1271 | 1450 | 1704 | 1869 | 1956 |
| 108"       | 1149  | 1337 | 1544 | 1803 | 1987 | 2077 |
| Track      | 455   | 498  | 551  | 631  | 674  | 696  |

### 3 PANEL ② min width = 30"

| WIDTH TO:  | 36"   | 48"  | 60"  | 72"  | 84"  | 96"  | 108" | 120" | 132" |
|------------|-------|------|------|------|------|------|------|------|------|
| HEIGHT TO: |       |      |      |      |      |      |      |      |      |
| 36"        | \$873 | 974  | 1085 | 1236 | 1348 | 1447 | 1565 | 1726 | 1828 |
| 48"        | 959   | 1079 | 1209 | 1382 | 1511 | 1646 | 1755 | 1925 | 2057 |
| 60"        | 1047  | 1189 | 1337 | 1525 | 1684 | 1808 | 1950 | 2152 | 2311 |
| 72"        | 1149  | 1304 | 1464 | 1676 | 1856 | 2010 | 2169 | 2391 | 2578 |
| 84"        | 1214  | 1394 | 1569 | 1796 | 1998 | 2169 | 2340 | 2584 | 2724 |
| 96"        | 1278  | 1481 | 1667 | 1887 | 2104 | 2289 | 2499 | 2710 | 2937 |
| 108"       | 1337  | 1544 | 1735 | 1993 | 2206 | 2429 | 2626 | 2888 | 3105 |
| Track      | 576   | 621  | 674  | 761  | 817  | 862  | 915  | 1010 | 1060 |

### 4 PANEL ② min width = 39"

| WIDTH TO:  | 48"     | 60"  | 72"  | 84"  | 96"  | 108" | 120" | 132" | 144" | 156" | 168" | 175" |
|------------|---------|------|------|------|------|------|------|------|------|------|------|------|
| HEIGHT TO: |         |      |      |      |      |      |      |      |      |      |      |      |
| 36"        | \$1,121 | 1226 | 1393 | 1514 | 1632 | 1733 | 1911 | 2026 | 2130 | 2309 | 2412 | 2465 |
| 48"        | 1236    | 1365 | 1553 | 1684 | 1803 | 1937 | 2144 | 2273 | 2385 | 2584 | 2681 | 2773 |
| 60"        | 1354    | 1495 | 1716 | 1853 | 2006 | 2144 | 2354 | 2531 | 2656 | 2839 | 3006 | 3071 |
| 72"        | 1474    | 1646 | 1870 | 2045 | 2219 | 2382 | 2594 | 2785 | 2959 | 3161 | 3314 | 3423 |
| 84"        | 1572    | 1735 | 1992 | 2174 | 2334 | 2541 | 2808 | 2983 | 3168 | 3387 | 3589 | 3664 |
| 96"        | 1653    | 1842 | 2097 | 2290 | 2491 | 2687 | 2948 | 3165 | 3367 | 3602 | 3813 | 3897 |
| 108"       | 1732    | 1950 | 2216 | 2423 | 2648 | 2867 | 3118 | 3348 | 3558 | 3809 | 4033 | 4118 |
| Track      | \$736   | 794  | 884  | 940  | 990  | 1047 | 1156 | 1200 | 1259 | 1357 | 1410 | 1429 |

### PANEL ONLY ② min width = 12" max width = 46"

| WIDTH TO:  | 12"   | 24" | 30" | 36" | 46" |
|------------|-------|-----|-----|-----|-----|
| HEIGHT TO: |       |     |     |     |     |
| 36"        | \$225 | 290 | 333 | 377 | 441 |
| 48"        | 253   | 330 | 382 | 436 | 508 |
| 60"        | 281   | 374 | 436 | 494 | 579 |
| 72"        | 305   | 419 | 489 | 556 | 651 |
| 84"        | 327   | 453 | 534 | 609 | 716 |
| 96"        | 352   | 491 | 570 | 652 | 775 |
| 108"       | 371   | 520 | 612 | 701 | 828 |

### 5 - 10 PANEL ② 5 Panel min width = 48"    ② 6 Panel min width = 57" ② 8 Panel min width = 75"    ② 10 Panel min width = 93"

| WIDTH TO:  | 72"     | 84"  | 96"  | 108" | 120" | 132" | 144" | 156" | 168" | 180" | 192" | 204" | 216" | 228" | 240" | 252" | 261" |
|------------|---------|------|------|------|------|------|------|------|------|------|------|------|------|------|------|------|------|
| HEIGHT TO: |         |      |      |      |      |      |      |      |      |      |      |      |      |      |      |      |      |
| 36"        | \$1,429 | 1545 | 1653 | 1777 | 1936 | 2026 | 2144 | 2309 | 2412 | 2535 | 2657 | 2810 | 2905 | 3029 | 3180 | 3309 | 3392 |
| 48"        | 1575    | 1702 | 1822 | 1961 | 2116 | 2247 | 2385 | 2555 | 2681 | 2813 | 2951 | 3118 | 3227 | 3356 | 3524 | 3675 | 3765 |
| 60"        | 1712    | 1853 | 2006 | 2144 | 2328 | 2500 | 2653 | 2839 | 2976 | 3126 | 3278 | 3466 | 3581 | 3737 | 3922 | 4087 | 4185 |
| 72"        | 1870    | 2045 | 2219 | 2382 | 2563 | 2754 | 2919 | 3127 | 3278 | 3438 | 3605 | 3818 | 3994 | 4118 | 4320 | 4501 | 4610 |
| 84"        | 1985    | 2150 | 2334 | 2508 | 2741 | 2911 | 3090 | 3314 | 3510 | 3681 | 3871 | 4093 | 4232 | 4411 | 4628 | 4821 | 4938 |
| 96"        | 2069    | 2267 | 2461 | 2657 | 2877 | 3090 | 3284 | 3522 | 3689 | 3917 | 4067 | 4303 | 4498 | 4686 | 4921 | 5122 | 5248 |
| 108"       | 2174    | 2396 | 2591 | 2796 | 3042 | 3228 | 3474 | 3725 | 3897 | 4140 | 4297 | 4549 | 4759 | 4947 | 5199 | 5409 | 5546 |
| Track      | \$1,023 | 1085 | 1144 | 1206 | 1318 | 1371 | 1450 | 1537 | 1604 | 1682 | 1729 | 1842 | 1905 | 1950 | 2054 | 2116 | 2174 |

## Separate Valance

| WIDTH TO:                 | 36"   | 48" | 60" | 72" | 84" | 96" | 108" | 120" | 132" | 144" |
|---------------------------|-------|-----|-----|-----|-----|-----|------|------|------|------|
| Inside 6" Valance         | \$137 | 168 | 260 | 299 | 352 | 411 | 447  | 497  | 570  | 606  |
| Outside 6" Valance        | 176   | 215 | 310 | 352 | 410 | 466 | 512  | 562  | 638  | 676  |
| Each Additional 3" Height | 25    | 33  | 42  | 47  | 53  | 58  | 63   | 67   | 74   | 74   |
| Add Valance Liner         | 49    | 67  | 88  | 106 | 125 | 145 | 158  | 172  | 197  | 206  |




② **CUL**  
2072 Hunan

② **EXO**  
2052 Serengeti Sunrise  
2053 Serengeti Cocoa  
2150 Sumatra Surprise  
2232 Taos


② **GRW**  
2304 Caracas Tortoise  
2310 Granada Cinnamon  
2311 Granada Ginger  
2312 Granada Nutmeg  
9420 Granada Bark  
2331 Nassau Bark  
9440 Nassau Cocoa  
2340 St. Lucia Sand  
2343 St. Lucia Storm  
2345 Zaire Camel  
2346 Zaire Earth

**NOTE: Select Weave fabrics maximum height is 96". Panel Tracks over 144" wide are spliced together at installation.**


## Price Group 2

**2 PANEL**      ② min width = 21"      

| WIDTH TO:  | 36"   | 48"  | 60"  | 72"  | 84"  | 89"  |
|------------|-------|------|------|------|------|------|
| HEIGHT TO: |       |      |      |      |      |      |
| 36"        | \$755 | 867  | 987  | 1138 | 1259 | 1313 |
| 48"        | 844   | 974  | 1122 | 1307 | 1447 | 1497 |
| 60"        | 940   | 1093 | 1270 | 1471 | 1631 | 1707 |
| 72"        | 1049  | 1233 | 1418 | 1649 | 1836 | 1919 |
| 84"        | 1122  | 1331 | 1519 | 1782 | 1984 | 2071 |
| 96"        | 1189  | 1407 | 1626 | 1897 | 2132 | 2223 |
| 108"       | 1262  | 1491 | 1738 | 2037 | 2276 | 2371 |
| Track      | 455   | 498  | 551  | 631  | 674  | 696  |

**3 PANEL**      ② min width = 30"      

| WIDTH TO:  | 36"   | 48"  | 60"  | 72"  | 84"  | 96"  | 108" | 120" | 132" |
|------------|-------|------|------|------|------|------|------|------|------|
| HEIGHT TO: |       |      |      |      |      |      |      |      |      |
| 36"        | \$909 | 1035 | 1158 | 1313 | 1443 | 1562 | 1682 | 1842 | 1951 |
| 48"        | 1010  | 1161 | 1304 | 1486 | 1631 | 1788 | 1920 | 2101 | 2242 |
| 60"        | 1122  | 1285 | 1444 | 1674 | 1836 | 2009 | 2157 | 2374 | 2519 |
| 72"        | 1240  | 1429 | 1611 | 1842 | 2046 | 2233 | 2419 | 2664 | 2832 |
| 84"        | 1329  | 1533 | 1721 | 1992 | 2223 | 2412 | 2636 | 2874 | 3068 |
| 96"        | 1399  | 1609 | 1847 | 2121 | 2340 | 2600 | 2816 | 3085 | 3309 |
| 108"       | 1460  | 1707 | 1954 | 2259 | 2494 | 2763 | 2997 | 3291 | 3536 |
| Track      | 576   | 621  | 674  | 761  | 817  | 862  | 915  | 1010 | 1060 |

**4 PANEL**      ② min width = 39"      

| WIDTH TO:  | 48"     | 60"  | 72"  | 84"  | 96"  | 108" | 120" | 132" | 144" | 156" | 168" | 175" |
|------------|---------|------|------|------|------|------|------|------|------|------|------|------|
| HEIGHT TO: |         |      |      |      |      |      |      |      |      |      |      |      |
| 36"        | \$1,181 | 1304 | 1466 | 1593 | 1716 | 1855 | 2037 | 2161 | 2295 | 2477 | 2598 | 2653 |
| 48"        | 1318    | 1466 | 1653 | 1811 | 1940 | 2090 | 2314 | 2455 | 2601 | 2776 | 2941 | 3001 |
| 60"        | 1458    | 1618 | 1839 | 2026 | 2195 | 2335 | 2595 | 2759 | 2925 | 3149 | 3300 | 3401 |
| 72"        | 1604    | 1797 | 2045 | 2233 | 2427 | 2628 | 2889 | 3067 | 3258 | 3532 | 3706 | 3815 |
| 84"        | 1712    | 1920 | 2183 | 2412 | 2634 | 2836 | 3130 | 3320 | 3525 | 3827 | 4014 | 4132 |
| 96"        | 1799    | 2038 | 2320 | 2536 | 2788 | 3039 | 3329 | 3569 | 3787 | 4068 | 4269 | 4440 |
| 108"       | 1908    | 2157 | 2446 | 2704 | 2969 | 3241 | 3561 | 3777 | 4050 | 4350 | 4566 | 4751 |
| Track      | \$736   | 794  | 884  | 940  | 990  | 1047 | 1156 | 1200 | 1259 | 1357 | 1410 | 1429 |

② min width = 12"  
max width = 46"

**PANEL ONLY**

| WIDTH TO:  | 12"   | 24" | 30" | 36" | 46" |
|------------|-------|-----|-----|-----|-----|
| HEIGHT TO: |       |     |     |     |     |
| 36"        | \$234 | 313 | 363 | 417 | 480 |
| 48"        | 268   | 363 | 419 | 483 | 564 |
| 60"        | 296   | 413 | 483 | 556 | 652 |
| 72"        | 332   | 469 | 543 | 623 | 738 |
| 84"        | 358   | 508 | 601 | 687 | 817 |
| 96"        | 382   | 551 | 645 | 747 | 889 |
| 108"       | 407   | 593 | 699 | 809 | 956 |

**5 - 10 PANEL**      5 Panel ② min width = 48"  
8 Panel ② min width = 75"

**6 Panel** ② min width = 57"  
**10 Panel** ② min width = 93"

| WIDTH TO:  | 72"     | 84"  | 96"  | 108" | 120" | 132" | 144" | 156" | 168" | 180" | 192" | 204" | 216" | 228" | 240" | 252" | 261" |
|------------|---------|------|------|------|------|------|------|------|------|------|------|------|------|------|------|------|------|
| HEIGHT TO: |         |      |      |      |      |      |      |      |      |      |      |      |      |      |      |      |      |
| 36"        | \$1,502 | 1623 | 1751 | 1878 | 2037 | 2161 | 2287 | 2477 | 2598 | 2727 | 2858 | 3023 | 3137 | 3277 | 3277 | 3877 | 4001 |
| 48"        | 1662    | 1811 | 1957 | 2115 | 2289 | 2427 | 2592 | 2776 | 2909 | 3057 | 3207 | 3393 | 3516 | 3675 | 3675 | 4436 | 4504 |
| 60"        | 1842    | 2026 | 2174 | 2335 | 2567 | 2727 | 2883 | 3084 | 3267 | 3431 | 3602 | 3809 | 3949 | 4132 | 4132 | 4961 | 5061 |
| 72"        | 2035    | 2213 | 2399 | 2598 | 2829 | 3001 | 3207 | 3431 | 3633 | 3813 | 4001 | 4233 | 4434 | 4607 | 4607 | 5537 | 5703 |
| 84"        | 2169    | 2388 | 2580 | 2774 | 3029 | 3213 | 3443 | 3676 | 3894 | 4087 | 4285 | 4540 | 4759 | 4991 | 4991 | 5996 | 6176 |
| 96"        | 2281    | 2511 | 2732 | 2969 | 3221 | 3420 | 3700 | 3949 | 4182 | 4397 | 4613 | 4887 | 5061 | 5310 | 5310 | 6383 | 6579 |
| 108"       | 2421    | 2653 | 2909 | 3132 | 3406 | 3655 | 3914 | 4179 | 4432 | 4649 | 4887 | 5170 | 5417 | 5675 | 5675 | 6830 | 7040 |
| Track      | \$1,023 | 1085 | 1144 | 1206 | 1318 | 1371 | 1450 | 1537 | 1604 | 1682 | 1729 | 1842 | 1905 | 1950 | 2054 | 2116 | 2174 |

## Separate Valance

| WIDTH TO:                 | 36"   | 48" | 60" | 72" | 84" | 96" | 108" | 120" | 132" | 144" |
|---------------------------|-------|-----|-----|-----|-----|-----|------|------|------|------|
| Inside 6" Valance         | \$137 | 168 | 260 | 299 | 352 | 411 | 447  | 497  | 570  | 606  |
| Outside 6" Valance        | 176   | 215 | 310 | 352 | 410 | 466 | 512  | 562  | 638  | 676  |
| Each Additional 3" Height | 25    | 33  | 42  | 47  | 53  | 58  | 63   | 67   | 74   | 74   |
| Add Valance Liner         | 49    | 67  | 88  | 106 | 125 | 145 | 158  | 172  | 197  | 206  |

- ② **EXO**  
2054 Indo Chic  
2068 Kiribati Jungle  
2069 Kiribati Rainforest
- ② **GRW**  
2323 Luzon Whisper  
2324 Luzon Cornsilk  
2325 Luzon Greige  
9400 St. Kitts Dune  
9401 St. Kitts Greywood  
9460 Aruba Summer  
9461 Aruba Straw  
9462 Aruba Sand Dune  
9463 Aruba Driftwood  
9464 Aruba Cafe  
9470 Martinique White Wash  
9471 Martinique Sea Grass  
9472 Martinique Surf  
9473 Martinique Coral
- ① **SLW**  
2527 Cancun Light Gray  
2528 Cancun Off White  
2529 Cano Cream  
2420 Macau  
2530 Madeira Green  
2423 Mali Tan  
2531 Rio Gray  
2526 Salvador Driftwood  
2438 Suva  
2436 Tai White

**NOTE: Select Weave fabrics maximum height is 96". Panel Tracks over 144" wide are spliced together at installation.**

### Price Group 3

**2 PANEL**    ① min width = 33"  
② min width = 21"   

| WIDTH TO:  | 36"   | 48"  | 60"  | 72"  | 84"  | 89"  |
|------------|-------|------|------|------|------|------|
| HEIGHT TO: |       |      |      |      |      |      |
| 36"        | \$761 | 887  | 1018 | 1186 | 1299 | 1351 |
| 48"        | 862   | 1016 | 1163 | 1368 | 1511 | 1562 |
| 60"        | 974   | 1155 | 1327 | 1553 | 1707 | 1799 |
| 72"        | 1085  | 1285 | 1495 | 1738 | 1937 | 2017 |
| 84"        | 1170  | 1385 | 1618 | 1897 | 2115 | 2202 |
| 96"        | 1253  | 1494 | 1746 | 2037 | 2269 | 2384 |
| 108"       | 1329  | 1597 | 1880 | 2180 | 2440 | 2556 |
| Track      | 455   | 498  | 551  | 631  | 674  | 696  |

**3 PANEL**    ① min width = 48"  
② min width = 30"   

| WIDTH TO:  | 36"   | 48"  | 60"  | 72"  | 84"  | 96"  | 108" | 120" | 132" |
|------------|-------|------|------|------|------|------|------|------|------|
| HEIGHT TO: |       |      |      |      |      |      |      |      |      |
| 36"        | \$923 | 1046 | 1178 | 1354 | 1486 | 1612 | 1732 | 1906 | 2045 |
| 48"        | 1037  | 1184 | 1334 | 1533 | 1704 | 1844 | 1995 | 2192 | 2342 |
| 60"        | 1150  | 1327 | 1519 | 1727 | 1919 | 2113 | 2281 | 2503 | 2684 |
| 72"        | 1284  | 1488 | 1691 | 1937 | 2152 | 2371 | 2555 | 2830 | 3011 |
| 84"        | 1377  | 1595 | 1827 | 2096 | 2340 | 2563 | 2788 | 3053 | 3298 |
| 96"        | 1463  | 1705 | 1957 | 2270 | 2508 | 2760 | 3004 | 3311 | 3555 |
| 108"       | 1544  | 1805 | 2088 | 2413 | 2667 | 2939 | 3228 | 3532 | 3799 |
| Track      | 576   | 621  | 674  | 761  | 817  | 862  | 915  | 1010 | 1060 |

**4 PANEL**    ① min width = 63"  
② min width = 39"   

| WIDTH TO:  | 48"     | 60"  | 72"  | 84"  | 96"  | 108" | 120" | 132" | 144" | 156" | 168" | 175" |
|------------|---------|------|------|------|------|------|------|------|------|------|------|------|
| HEIGHT TO: |         |      |      |      |      |      |      |      |      |      |      |      |
| 36"        | \$1,191 | 1329 | 1508 | 1637 | 1769 | 1900 | 2108 | 2237 | 2374 | 2555 | 2679 | 2763 |
| 48"        | 1348    | 1495 | 1702 | 1866 | 2020 | 2161 | 2391 | 2563 | 2717 | 2920 | 3062 | 3185 |
| 60"        | 1506    | 1668 | 1912 | 2090 | 2283 | 2469 | 2713 | 2909 | 3084 | 3308 | 3504 | 3603 |
| 72"        | 1674    | 1869 | 2122 | 2346 | 2547 | 2774 | 3046 | 3264 | 3462 | 3706 | 3963 | 4073 |
| 84"        | 1788    | 2015 | 2292 | 2535 | 2765 | 2995 | 3300 | 3533 | 3751 | 4014 | 4291 | 4411 |
| 96"        | 1880    | 2138 | 2455 | 2713 | 2986 | 3239 | 3549 | 3802 | 4029 | 4350 | 4610 | 4737 |
| 108"       | 2013    | 2298 | 2608 | 2883 | 3180 | 3457 | 3796 | 4067 | 4306 | 4653 | 4933 | 5069 |
| Track      | \$736   | 794  | 884  | 940  | 990  | 1047 | 1156 | 1200 | 1259 | 1357 | 1410 | 1429 |

**PANEL ONLY**    ① min width = 18"  
② min width = 12"  
max width = 46"

| WIDTH TO:  | 12"   | 24" | 30" | 36" | 46"  |
|------------|-------|-----|-----|-----|------|
| HEIGHT TO: |       |     |     |     |      |
| 36"        | \$240 | 324 | 382 | 433 | 511  |
| 48"        | 274   | 380 | 445 | 508 | 606  |
| 60"        | 302   | 439 | 511 | 593 | 699  |
| 72"        | 346   | 494 | 579 | 673 | 800  |
| 84"        | 369   | 543 | 645 | 738 | 890  |
| 96"        | 399   | 593 | 699 | 809 | 981  |
| 108"       | 428   | 637 | 752 | 876 | 1055 |

**5 - 10 PANEL**    5 Panel ① min width = 78"    ② min width = 48"    6 Panel min width = 93"    ② min width = 57"  
8 Panel ① min width = 123"    ② min width = 75"    10 Panel min width = 152"    ② min width = 93"

| WIDTH TO:  | 72"     | 84"  | 96"  | 108" | 120" | 132" | 144" | 156" | 168" | 180" | 192" | 204" | 216" | 228" | 240" | 252" | 261" |
|------------|---------|------|------|------|------|------|------|------|------|------|------|------|------|------|------|------|------|
| HEIGHT TO: |         |      |      |      |      |      |      |      |      |      |      |      |      |      |      |      |      |
| 36"        | \$1,576 | 1713 | 1856 | 1989 | 2157 | 2289 | 2440 | 2634 | 2763 | 2902 | 3040 | 3219 | 3311 | 3471 | 3667 | 3791 | 3877 |
| 48"        | 1772    | 1940 | 2077 | 2236 | 2446 | 2620 | 2760 | 2981 | 3124 | 3283 | 3443 | 3662 | 3827 | 3935 | 4196 | 4294 | 4436 |
| 60"        | 1965    | 2172 | 2328 | 2524 | 2768 | 2941 | 3132 | 3339 | 3536 | 3712 | 3897 | 4128 | 4331 | 4515 | 4706 | 4908 | 5061 |
| 72"        | 2213    | 2391 | 2594 | 2802 | 3077 | 3264 | 3510 | 3774 | 4000 | 4198 | 4404 | 4621 | 4848 | 5070 | 5277 | 5537 | 5703 |
| 84"        | 2340    | 2584 | 2818 | 3025 | 3300 | 3533 | 3809 | 4051 | 4291 | 4544 | 4767 | 5006 | 5258 | 5496 | 5719 | 5996 | 6176 |
| 96"        | 2485    | 2738 | 2986 | 3273 | 3549 | 3802 | 4053 | 4350 | 4610 | 4890 | 5129 | 5388 | 5655 | 5913 | 6154 | 6447 | 6644 |
| 108"       | 2653    | 2909 | 3180 | 3457 | 3796 | 4067 | 4334 | 4653 | 4933 | 5221 | 5490 | 5761 | 6050 | 6321 | 6579 | 6898 | 7108 |
| Track      | \$1,023 | 1085 | 1144 | 1206 | 1318 | 1371 | 1450 | 1537 | 1604 | 1682 | 1729 | 1842 | 1905 | 1950 | 2054 | 2116 | 2174 |

### Separate Valance

| WIDTH TO:                 | 36"   | 48" | 60" | 72" | 84" | 96" | 108" | 120" | 132" | 144" |
|---------------------------|-------|-----|-----|-----|-----|-----|------|------|------|------|
| Inside 6" Valance         | \$137 | 168 | 260 | 299 | 352 | 411 | 447  | 497  | 570  | 606  |
| Outside 6" Valance        | 176   | 215 | 310 | 352 | 410 | 466 | 512  | 562  | 638  | 676  |
| Each Additional 3" Height | 25    | 33  | 42  | 47  | 53  | 58  | 63   | 67   | 74   | 74   |
| Add Valance Liner         | 49    | 67  | 88  | 106 | 125 | 145 | 158  | 172  | 197  | 206  |

**NOTE: Select Weave fabrics maximum height is 96". Panel Tracks over 144" wide are spliced together at installation.**

- ② **CUL**  
2070 Tobago  
2085 Antiqua Maze  
2086 Antiqua Surf
- ② **ELI**  
2153 Sakura Etude
- ② **EXO**  
2096 Zulu
- ① **SLW**  
2411 Jaipur Natural  
2417 Lagos  
2419 Lomaloma  
2431 Santos Natural  
2433 Sintra Dust  
2441 Tunisia

## Price Group 4

**2 PANEL**    ① min width = 33"  
② min width = 21"   

| WIDTH TO:  | 36"   | 48"  | 60"  | 72"  | 84"  | 89"  |
|------------|-------|------|------|------|------|------|
| HEIGHT TO: |       |      |      |      |      |      |
| 36"        | \$949 | 1108 | 1273 | 1485 | 1625 | 1690 |
| 48"        | 1077  | 1271 | 1452 | 1709 | 1891 | 1951 |
| 60"        | 1217  | 1443 | 1659 | 1942 | 2133 | 2251 |
| 72"        | 1354  | 1607 | 1869 | 2174 | 2423 | 2521 |
| 84"        | 1463  | 1732 | 2023 | 2373 | 2643 | 2752 |
| 96"        | 1565  | 1867 | 2183 | 2547 | 2835 | 2981 |
| 108"       | 1660  | 1996 | 2349 | 2724 | 3049 | 3197 |
| Track      | 455   | 498  | 551  | 631  | 674  | 696  |

**3 PANEL**    ① min width = 48"  
② min width = 30"   

| WIDTH TO:  | 36"     | 48"  | 60"  | 72"  | 84"  | 96"  | 108" | 120" | 132" |
|------------|---------|------|------|------|------|------|------|------|------|
| HEIGHT TO: |         |      |      |      |      |      |      |      |      |
| 36"        | \$1,152 | 1307 | 1474 | 1693 | 1856 | 2015 | 2166 | 2384 | 2555 |
| 48"        | 1293    | 1483 | 1667 | 1914 | 2130 | 2304 | 2494 | 2741 | 2927 |
| 60"        | 1439    | 1659 | 1898 | 2158 | 2398 | 2642 | 2850 | 3129 | 3356 |
| 72"        | 1606    | 1858 | 2115 | 2423 | 2689 | 2962 | 3193 | 3538 | 3765 |
| 84"        | 1723    | 1993 | 2283 | 2619 | 2925 | 3205 | 3485 | 3816 | 4123 |
| 96"        | 1830    | 2132 | 2449 | 2838 | 3133 | 3449 | 3757 | 4137 | 4443 |
| 108"       | 1931    | 2258 | 2608 | 3017 | 3333 | 3673 | 4036 | 4414 | 4750 |
| Track      | 576     | 621  | 674  | 761  | 817  | 862  | 915  | 1010 | 1060 |

**4 PANEL**    ① min width = 63"  
② min width = 39"   

| WIDTH TO:  | 48"     | 60"  | 72"  | 84"  | 96"  | 108" | 120" | 132" | 144" | 156" | 168" | 175" |
|------------|---------|------|------|------|------|------|------|------|------|------|------|------|
| HEIGHT TO: |         |      |      |      |      |      |      |      |      |      |      |      |
| 36"        | \$1,491 | 1660 | 1886 | 2049 | 2211 | 2376 | 2634 | 2797 | 2965 | 3193 | 3350 | 3454 |
| 48"        | 1685    | 1869 | 2127 | 2332 | 2524 | 2703 | 2990 | 3205 | 3396 | 3650 | 3827 | 3981 |
| 60"        | 1884    | 2087 | 2391 | 2611 | 2855 | 3088 | 3392 | 3637 | 3854 | 4132 | 4380 | 4504 |
| 72"        | 2094    | 2335 | 2656 | 2934 | 3183 | 3466 | 3809 | 4079 | 4327 | 4630 | 4954 | 5092 |
| 84"        | 2234    | 2517 | 2866 | 3166 | 3455 | 3743 | 4124 | 4417 | 4688 | 5017 | 5366 | 5514 |
| 96"        | 2349    | 2673 | 3068 | 3392 | 3731 | 4050 | 4436 | 4756 | 5034 | 5437 | 5762 | 5923 |
| 108"       | 2516    | 2874 | 3261 | 3605 | 3975 | 4324 | 4745 | 5084 | 5383 | 5817 | 6165 | 6338 |
| Track      | \$736   | 794  | 884  | 940  | 990  | 1047 | 1156 | 1200 | 1259 | 1357 | 1410 | 1429 |

**PANEL ONLY**    ① min width = 18"  
② min width = 12"  
max width = 46"

| WIDTH TO:  | 12"   | 24" | 30" | 36"  | 46"  |
|------------|-------|-----|-----|------|------|
| HEIGHT TO: |       |     |     |      |      |
| 36"        | \$299 | 405 | 478 | 540  | 638  |
| 48"        | 341   | 477 | 557 | 634  | 758  |
| 60"        | 380   | 550 | 638 | 739  | 875  |
| 72"        | 433   | 617 | 725 | 841  | 1001 |
| 84"        | 459   | 680 | 805 | 925  | 1114 |
| 96"        | 498   | 739 | 875 | 1010 | 1225 |
| 108"       | 534   | 797 | 939 | 1094 | 1320 |

**5 - 10 PANEL**    5 Panel ① min width = 78"    ② min width = 48"  
8 Panel ① min width = 123"    ② min width = 75"    6 Panel ① min width = 93"    ② min width = 57"  
10 Panel ① min width = 152"    ② min width = 93"

| WIDTH TO:  | 72"     | 84"  | 96"  | 108" | 120" | 132" | 144" | 156" | 168" | 180" | 192" | 204" | 216" | 228" | 240" | 252" | 261" |
|------------|---------|------|------|------|------|------|------|------|------|------|------|------|------|------|------|------|------|
| HEIGHT TO: |         |      |      |      |      |      |      |      |      |      |      |      |      |      |      |      |      |
| 36"        | 1971    | 2143 | 2321 | 2485 | 2698 | 2860 | 3049 | 3292 | 3454 | 3627 | 3799 | 4022 | 4137 | 4339 | 4583 | 4739 | 4846 |
| 48"        | 2216    | 2426 | 2598 | 2796 | 3059 | 3275 | 3449 | 3725 | 3907 | 4104 | 4303 | 4576 | 4782 | 4919 | 5243 | 5369 | 5543 |
| 60"        | 2457    | 2715 | 2908 | 3157 | 3460 | 3675 | 3917 | 4173 | 4422 | 4641 | 4873 | 5160 | 5414 | 5644 | 5882 | 6137 | 6326 |
| 72"        | 2765    | 2990 | 3241 | 3505 | 3847 | 4079 | 4387 | 4719 | 5000 | 5246 | 5506 | 5776 | 6060 | 6340 | 6598 | 6921 | 7128 |
| 84"        | 2925    | 3230 | 3521 | 3781 | 4124 | 4417 | 4761 | 5064 | 5366 | 5680 | 5957 | 6259 | 6571 | 6872 | 7150 | 7495 | 7721 |
| 96"        | 3107    | 3424 | 3731 | 4092 | 4436 | 4756 | 5066 | 5437 | 5762 | 6112 | 6413 | 6733 | 7068 | 7393 | 7691 | 8059 | 8306 |
| 108"       | 3315    | 3637 | 3975 | 4324 | 4745 | 5084 | 5419 | 5817 | 6165 | 6525 | 6864 | 7201 | 7562 | 7900 | 8223 | 8622 | 8885 |
| Track      | \$1,023 | 1085 | 1144 | 1206 | 1318 | 1371 | 1450 | 1537 | 1604 | 1682 | 1729 | 1842 | 1905 | 1950 | 2054 | 2116 | 2174 |


## Separate Valance

| WIDTH TO:                 | 36"   | 48" | 60" | 72" | 84" | 96" | 108" | 120" | 132" | 144" |
|---------------------------|-------|-----|-----|-----|-----|-----|------|------|------|------|
| Inside 6" Valance         | \$137 | 168 | 260 | 299 | 352 | 411 | 447  | 497  | 570  | 606  |
| Outside 6" Valance        | 176   | 215 | 310 | 352 | 410 | 466 | 512  | 562  | 638  | 676  |
| Each Additional 3" Height | 25    | 33  | 42  | 47  | 53  | 58  | 63   | 67   | 74   | 74   |
| Add Valance Liner         | 49    | 67  | 88  | 106 | 125 | 145 | 158  | 172  | 197  | 206  |

## PANEL TRACK OPTIONS


### Separate Valance Only

- Minimum width: 12" net
- Maximum width: 144"
- Standard valance height 6" – longer heights available (maximum height 24")



Inside Mount  
(No Returns)

- 3/4" Dust Cover depth.
- Add liner to valance only at extra charge.
- Simple installation; pre-drilled opening in headrail; mount with hex head screws.



Outside Mount  
with End Flap returns

- Standard return depth 6".
- Minimum return depth: 5", maximum return depth 7".
- Add liner to valance only at extra charge.
- Simple installation; pre-drilled opening in headrail; mount with L-Bracket attached to a threaded bolt and wing nut.

### Separate Valance

| WIDTH TO:                 | 36"   | 48" | 60" | 72" | 84" | 96" | 108" | 120" | 132" | 144" |
|---------------------------|-------|-----|-----|-----|-----|-----|------|------|------|------|
| Inside 6" Valance         | \$137 | 168 | 260 | 299 | 352 | 411 | 447  | 497  | 570  | 606  |
| Outside 6" Valance        | 176   | 215 | 310 | 352 | 410 | 466 | 512  | 562  | 638  | 676  |
| Each Additional 3" Height | 25    | 33  | 42  | 47  | 53  | 58  | 63   | 67   | 74   | 74   |
| Add Valance Liner         | 49    | 67  | 88  | 106 | 125 | 145 | 158  | 172  | 197  | 206  |

### Additional Surcharges (Add to base price of Panel Track)

#### LINERS

- Translucent liner .....add 10%
- Room-Darkening liner .....add 10%

#### COTTON TWILL EDGE-BINDING

- 5/8" trim come standard .....no charge
- 1 1/2" trim size .....add 5%


# MEASURING & INSTALLATION SPECIFICATIONS

## Panel Track Brackets



(A)

Inside / Ceiling Mount  
Used on 2 and 3 channel track  
Bracket Clip  
(Part #181-CA-00700)



(B)

Inside / Ceiling Mount  
Used on 4 and 5 channel track  
Bracket Clip  
(Part #181-CA-00600)



(C)

Outside / Wall Mount  
Used on all tracks  
Installation Bracket  
(Part #30-CA-06600)

## Mounting Depth Requirements

| Number Track Channels | IB Mount Flush Mount Depth | IB Mount W/ Valance Flush Mount Depth | IB Mount Minimum Depth | OB Mount Wall Clearance | OB Mount Overall Projection |
|-----------------------|----------------------------|---------------------------------------|------------------------|-------------------------|-----------------------------|
| 2                     | 2-1/2"                     | 3-1/2"                                | 1-3/4"                 | 2-1/2" – 3-1/8"         | 4-1/8" – 4-3/4"             |
| 3                     | 2-3/4"                     | 3-3/4"                                | 1-3/4"                 | 2-1/2" – 3-1/8"         | 4-1/2" – 5-1/4"             |
| 4                     | 3-1/2"                     | 4-1/2"                                | 1-3/4"                 | 2-1/2" – 3-1/8"         | 5-1/4" – 6"                 |
| 5                     | 3-1/2"                     | 4-1/2"                                | 2"                     | 1-3/4" – 4"             | 5-1/8" – 7-3/8"             |

## Deductions

|                        | IB Mount | OB Mount |
|------------------------|----------|----------|
| Headrail Width         | - 1/4"   | net      |
| Panel Height Allowance | - 1/2"   | net      |
| Valance                | - 1/8"   | +2"      |

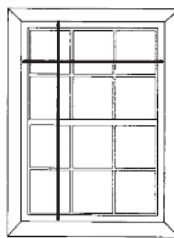
## How To Measure

**Note:** Projection of window handles / cranks could interfere with panel track panels . . . refer to "mounting depth requirements" above for projection clearance

### Inside Mount (IB) Installation - Window

To find width: Measure the opening across the top where the headrail is to be installed from inside of jamb on left to inside of jamb on right. **Round the measurement down to the nearest 1/8"**. Refer to mounting depth requirements.

To find height: Measure from the inside top of the opening on the left, at the center, and on the right to the sill; **round the measurement down to the nearest 1/8"** and note the smallest dimension. **Do not make any allowances: the factory will make all adjustments so the headrail will fit the opening properly and the panels will clear the sill by 1/2"**.

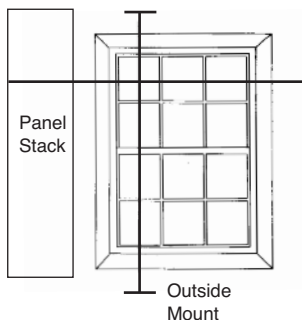


Inside Mount

### Outside Mount (OB) Installation - Window

To find width: Measure the width of the area to be covered at the place where the headrail will be installed to the nearest 1/8". Blind should overlap opening at least 4" on each side to ensure privacy. To calculate stack dimensions, refer to page 6.

To find height: Measure the height of the area to be covered and **round down to the nearest 1/8"**. Blind should extend at least 3" above and 3" below opening or window moulding.



Outside Mount

## Valance Brackets



Outside Mount  
3" x 3" L-bracket  
for 3-1/4" dust cap



Inside Mount  
Hex Head Screw  
1-1/2" #8

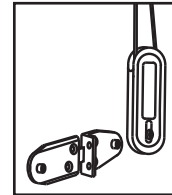


## WARNING

**Young children can STRANGLE in cord loops. They can also wrap cords around their necks and STRANGLE.**

### Child Safety Cord Tensioner

Attach the cord tensioner on the cord loop to the wall or window casement. This can prevent children from pulling cord loops around their necks.



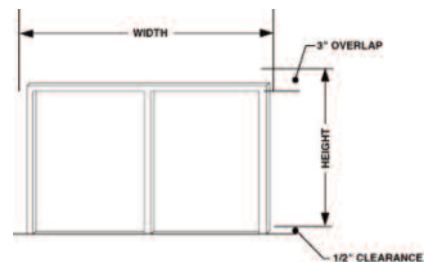
### Outside Mount (OB) Installation - Patio Door / Room Divider

To find width: Measure the width of the area to be covered at the place where the headrail will be installed to the nearest 1/8". Blind should overlap opening at least 4" on each side.

To find height: Measure the height of the area to be covered and **round down to the nearest 1/8"**. Blind should extend at least 3" above opening or window moulding.

For ceiling-to-floor installations, deduct 1/2" for proper clearance.

Specifying OB measurement means the factory makes no allowances.



### Special Measuring & Installation Considerations

Stretching of panel materials is probable:

**IB Mount** - we do not recommend IB mount due to probable stretching

**OB Mount** - extra adjustment recommended for placement of mounting brackets above the floor to anticipate panel material stretching:

- Material can stretch up to 1" length